



2017
Midyear

Insurance Business Report in Jordan


Issued by
Jordan Insurance Federation
November 2017



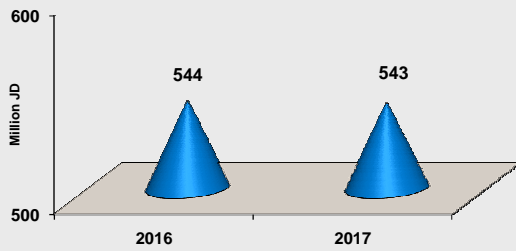
Annual Report for the first half of 2017
Insurance Business in Jordan

<i>Table No.</i>	<i>Description</i>	<i>Page No.</i>
	Insurance Operations Growth for the first half of 2017	A-D
Table (1)	Insurance Business for the first half of 2017 (Total Premiums & Claims)	1
Table (2)	Insurance Branches Results for the first half of 2017	2
Chart	Company's Share% in Gross Premiums as in 30/6/2017	3
Table (3)	Underwritten Premiums for the first half of 2017 Company's Share of All Classes	4-5
Table (4)	Motor Underwritten Premiums for first half - 2017	6
Table (5)	Companies Classification & Share of Gross Written Premiums (Inside Jordan) for the first half - 2017	7-10
Chart	Company's Share % of Paid Claims as in 30/6/2017	11
Table (6)	Paid Claims for the first half of 2017 Companies Share of all Classes	12-13
Table (7)	Motor Paid Claims for the first half of 2017	14
Table (8)	Companies Classification & Share of Paid Claims (Inside Jordan) as in 30/6/2017	15-18
Table (9)	Net Profit (Loss) of Jordan Insurance Companies as Per Class for the first half of 2017	19-20
Table (10)	Motor Net Profit (Loss) for the first half of 2017	21
Table (11)	Insurance Companies According to Profit (Loss) (Inside Jordan) Per Class for the first half of 2017	22-24
Table (12)	Total Assets/Investments/Paid-up Capital/ Shareholders' Equity/ Retained Earnings (Accumulated Profit & (Loss) for the first half of 2017	25
Table (13)	Fixed & Other Assets for (24) Insurance Companies as in 30/6/2017 compared with 31/12/2016	26
Table (14)	Reserves for (24) Insurance Companies As in 30/6/2017 Compared with 31/12/2016	27
Table (15)	Technical Provisions in Jordan Insurance Market as in 30/6/2017	28
Table (16)	Gross Administrative Expenses For (24) Insurance Companies Distributed on Insurance Underwriting Branches As in 30/6/2017 Compared with 30/6/2016	29-30
Table (17)	Takaful Insurance Business (Premiums, Paid Claims) Allocated to Insurance Branches for 30/6/2017	31
Table (18)	Takaful Insurance Business (Profit (Loss)) Allocated to Insurance Branches for 30/6/2017	32
Table (19)	Sum Insured at (22) Insurance Companies for Property Insurances as in 30/6/2017 Compared with 30/6/2016	33-34
Table (20)	Sum Insured at (22) Insurance Companies for Life & Personal Accidents Insurances as in 30/6/2017 Compared with 30/6/2016	35
Table (21)	Total Premiums, Paid Claims, Net Profit (Loss) and Net Technical profit (Loss) as in 30/6/2017 compared with 30/6/2016, Total Assets and Paid Up Capital as in 30/6/2017 compared with 30/6/2016 Total Premiums, Paid Claims, Net Profit (Loss) and Net Technical profit (Loss), Total Assets and Paid Up Capital as in 30/6/2017 compared with 30/6/2016	36-37

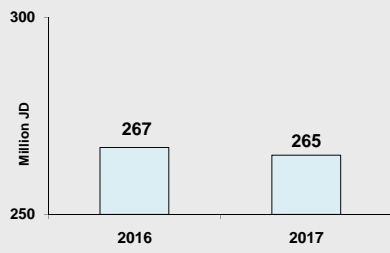
Insurance Operations Growth for the First Half of 2017



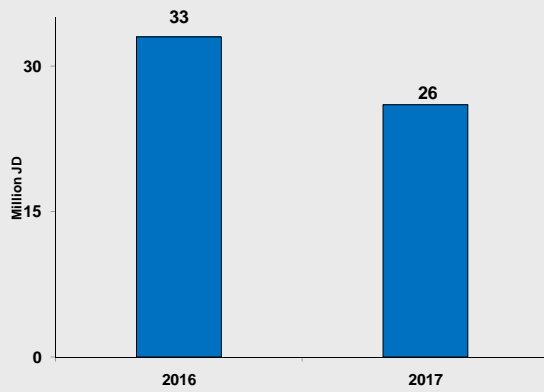
Total Assets as in 30/6/2017 compared with 31/12/2016



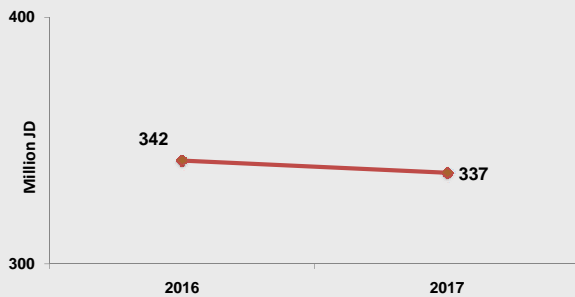
Total Investments as in 30/6/2017 compared with 31/12/2016



Total Paid Up Capital as in 30/6/2017 compared with 31/12/2016

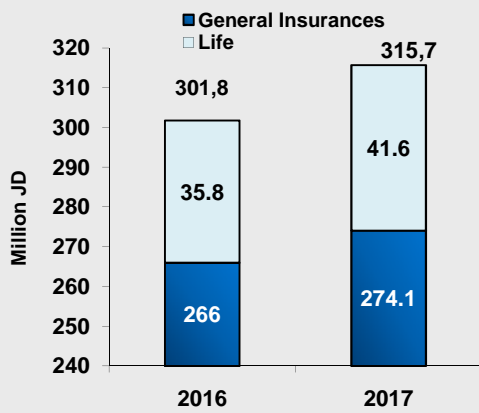
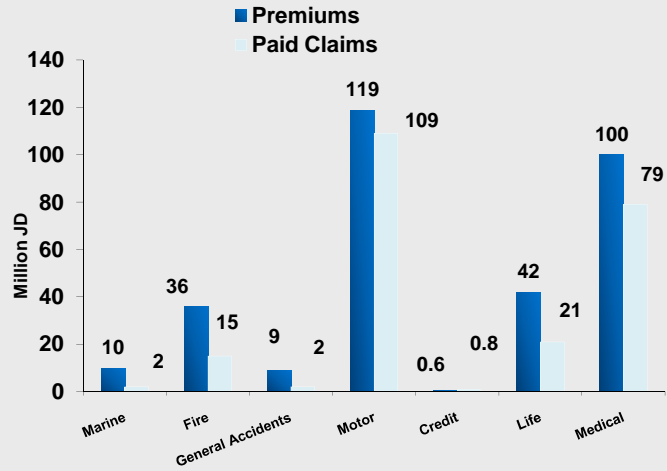


Total Retained Earnings (Accumulated Losses) as in 30/6/2017 compared with 31/12/2016



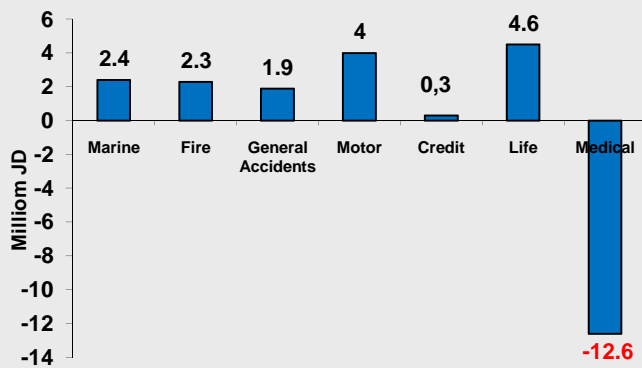
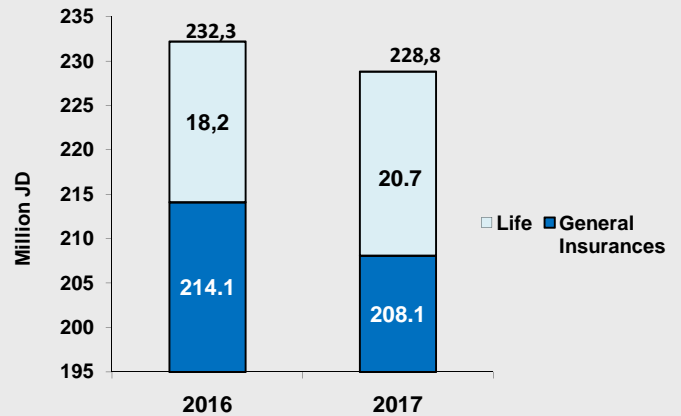
Total Shareholders Equity as in 30/6/2017 compared with 31/12/2016

Insurance Branches Premiums & Paid Claims Growth for the first half of 2017

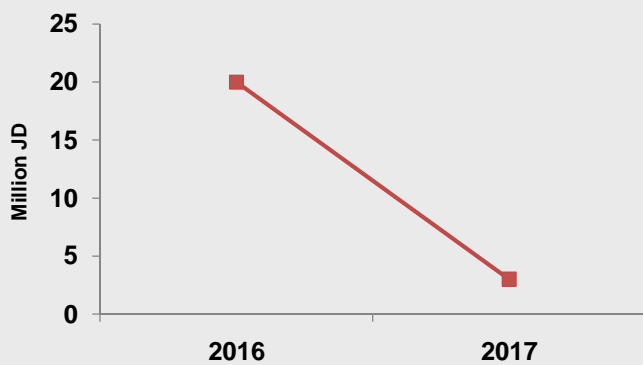
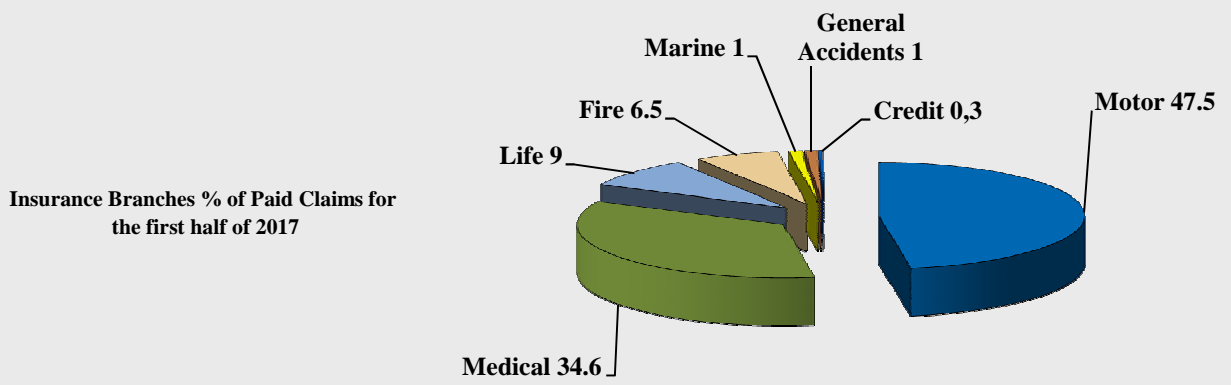
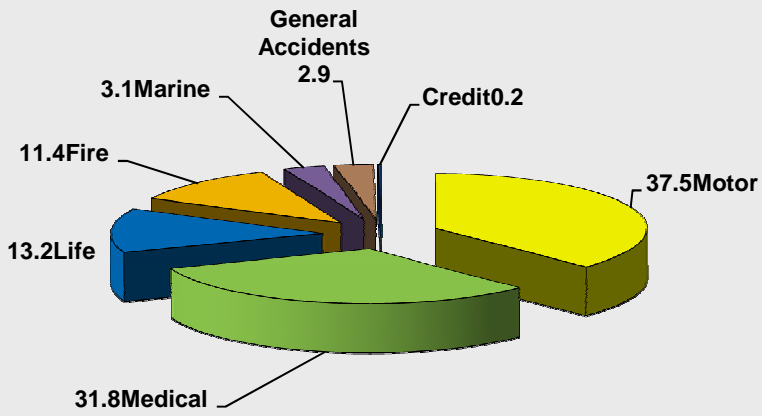


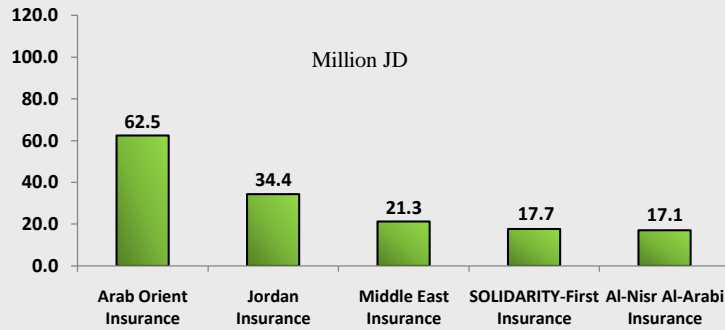
Total Premiums (General Insurances and Life) for the first half of 2017 Compared with the first half of 2016

Total Paid Claims (General Insurances and Life) for the First Half of 2017 Compared with the first half 2016

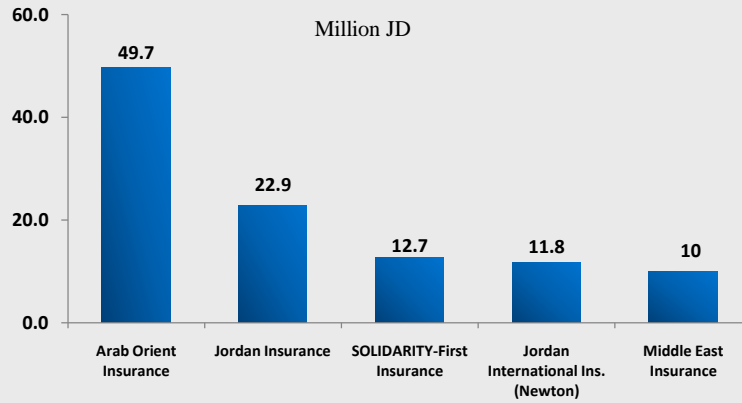


Branches Net Technical Profit (Loss) as in 30/6/2017 for 24 Insurance Companies

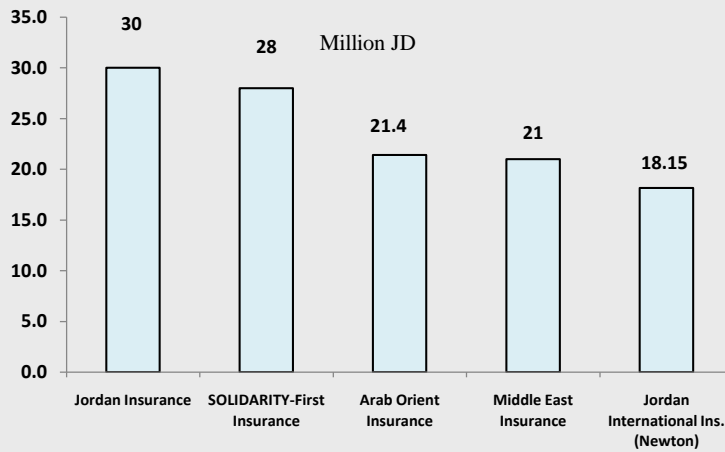




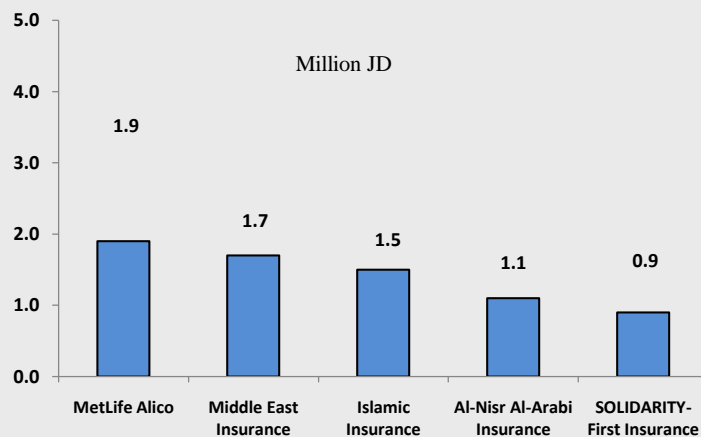
Share of the top five companies from premiums written as of 30/06/2017



Share of the top five companies from the paid claims as in 30/6/2017



Share of the top five companies from the Paid Up Capital as in 30/6/2017



The share of the top five companies of the net profit (after tax and fees) as in 30/06/2017

Tabel (1)

Insurance Business for the First Half of 2017 for 24 Insurance Companies
Total Premiums & Paid Claims
From 1/1-30/6/2017

Branch/year	Underwritten Premiums						Total Premiums year 2016	Paid Claims						Total Paid Claims year 2016	
	For the first half of			For the first half of				For the first half of			For the first half of				
	2017	Change % 2016	Branch Share of Total Premiums	2016	Change % 2015	Branch Share of Total Premiums		2017	Change % 2016	Branch Share of Total Paid Claims	2016	Change % 2015	Branch Share of Total Paid Claims		
Marine & Aviation Insurances*	9,736,439	15.0%-	3.1%	11,454,752	9.5%-	3.8%	22,119,318	Marine & Aviation Insurances*	2,313,431	5.0%	1.0%	2,202,522	39.4%	0.9%	4,028,223
Fire Insurance	35,897,829	8.6%	11.4%	33,069,378	8.0%	11.0%	74,745,017	Fire Insurance	14,853,424	55.3%-	6.5%	33,198,627	499.8%	14.3%	46,825,242
Motor Insurance	118,533,715	3.5%	37.5%	114,511,621	1.4%-	37.9%	225,180,385	Motor Insurance	108,595,082	5.5%	47.5%	102,928,881	9.5%	44.3%	207,324,187
Compulsory (Third Party Liability Ins.)	76,902,506	2.5%	24.4%	75,019,414	2.0%-	24.9%	153,257,822	Compulsory (Third Party Liability Ins.)	74,962,133	6.2%	32.8%	70,589,937	8.2%	30.4%	139,730,862
Comprehensive (Own Damage)Ins.	41,631,209	5.4%	13.2%	39,492,207	3.1%-	13.1%	71,922,563	Comprehensive (Own Damage)Ins.	33,632,949	4.0%	14.7%	32,338,944	12.6%	13.9%	67,593,325
Credit Insurance	604,117	23.5%	0.2%	489,057	8.8%-	0.2%	1,023,144	Credit Insurance	796,549	23.9%-	0.3%	1,046,325	204.1%	0.5%	1,624,312
General Accident Insurance**	9,015,996	5.5%	2.9%	8,548,710	9.7%-	2.8%	17,790,214	General Accident Insurance**	2,327,982	121.1%	1.0%	1,053,073	60.9%-	0.5%	4,595,004
Medical Insurance	100,340,203	2.4%	31.8%	97,994,319	32.5%	32.5%	171,495,708	Medical Insurance	79,261,247	7.6%	34.6%	73,669,012	22.1%	31.7%	145,844,278
Total General Insurances	274,128,299	3%	86.8%	266,067,837	2.9%	88.1%	512,353,786	Total General Insurances	208,147,715	2.8%-	91.0%	214,098,440	30.2%	92.2%	410,241,246
Life Assurance	41,647,118	16.3%	13.2%	35,820,379	11.7%	11.9%	70,583,341	Life Assurance***	20,690,459	13.9%	9.0%	18,170,427	32.9%	7.8%	36,723,049
Total Premiums	315,775,417	4.6%	100%	301,888,216	3.3%	100%	582,937,127	Total Paid Claims	228,838,174	1.5%-	100%	232,268,867	0.9%-	100%	446,964,295

* Marine Insurance Premiums for the first half of 2017 include aviation Insurance with an amount of JD (507,598), (5) insurance companies practice this kind of Insurance.

** .General Accidents Insurance for the first half of 2017 includes Liability Insurance in an amount of JD (3,047,591) in addition to other insurances.

* Marine Insurance Paid Claim for the first half of 2017 includes aviation Insurance claims in an amount of JD (38,182).

** General Accident Paid Claims for the first half of 2017 includes Liability insurance claims in an amount of JD (413,353).

*** Life Assurance Claim for the first half of 2017 include the amounts paid for surrender and maturity policies in an amount of JD5,402,201).

Table (2)
Insurance Branches Results for (24) Companies as in 30/6/2017
Premiums, Abroad Reinsurer's Premiums Share, Paid Claims, Abroad Reinsurer's Claims Share,
Technical Profits (Losses**) and Net Profit after tax (JD)**

Branch	Underwritten Premiums	Abroad Reinsurer's Premiums Share	Paid Claims	Abroad Reinsurer's Claims Share	Net Technical Profit
Marine & Aviation Insurance	9,736,439	8,015,297	2,313,431	1,831,796	2,367,571
Fire Insurance	35,897,829	27,510,183	14,853,424	13,094,839	2,274,248
General Accident Insurance	9,015,996	5,924,502	2,327,982	1,746,158	1,898,278
Motor Insurance	118,533,715	2,764,509	108,595,082	1,288,574	4,007,108
Credit Insurance	604,117	418,030	796,549	363,098	294,785
Medical Insurance	100,340,203	50,714,602	79,261,247	34,003,898	12,616,228-
Total General Insurances	274,128,299	95,347,123	208,147,715	52,328,363	1,774,238-
Life Assurance	41,647,118	13,347,011	20,690,459	10,722,130	4,553,950
Total	315,775,417	108,694,134	228,838,174	63,050,493	2,779,712

Net Profit (After Tax & Provisions) JD

3,467,641

Companies Share % in Gross Premiums For the First Half of 2017

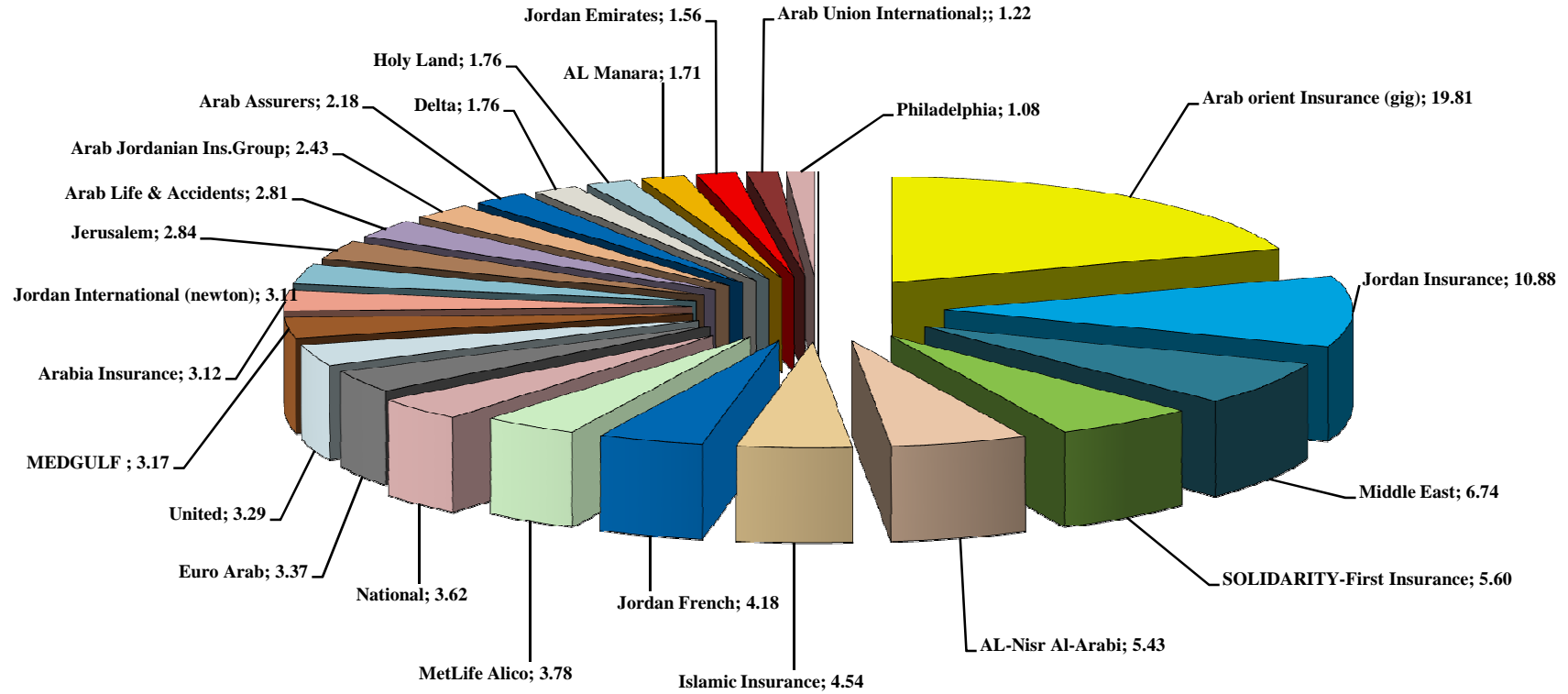


Table (3)
Underwritten Premiums
Companies Share of All Classes
For the first half of 2017 compared with the first half of 2016 (JD)

Tbl. 1-2

NO.	Companies	Marine		Aviation		Marine + Aviation		Fire & Other Property Damages		Liability		Other Branches		Credit		Motor			
																Compulsory (Third Party Liability Insurance)		Comprehensive (Own Damages)	
		2017	2016	2017	2016	2017	2016	2017	2016	2017	2016	2017	2016	2017	2016	2017	2016	2017	2016
1	Jordan Insurance	1,171,637	704,354			1,171,637	704,354	9,361,950	8,072,042	330,982	402,865	37,473	90,034			3,507,633	3,841,824	4,818,078	5,629,077
2	Middle East Insurance	2,476,157	2,697,886	106,584	92,701	2,582,741	2,790,587	5,677,501	5,472,972	451,805	494,927	95,553	91,017			3,513,014	3,538,539	2,899,113	2,857,840
3	National Insurance	440,171	388,227			440,171	388,227	1,477,747	1,517,739	21,887	59,892					3,477,788	3,342,943	1,936,095	1,462,506
4	United Insurance	192,230	218,712	7,517	37,066	199,747	255,778	1,324,389	1,077,588	117,459	67,991	29,952	58,378			3,503,601	3,731,510	2,083,750	1,969,311
5	Al Manara Insurance	114,778	72,656		7,100	114,778	79,756	625,989	475,472	219,181	291,257	35,361	71,128			3,399,780	2,856,048	424,972	527,923
6	Arabia Insurance-Jordan	352,667	466,152			352,667	466,152	799,863	752,864			209,081	143,267	154,680	151,820	3,604,142	3,636,138	1,880,200	1,317,580
7	Jerusalem Insurance	479,492	661,195			479,492	661,195	891,728	669,596	118,664	122,166	25,510	44,317			3,376,991	3,473,533	2,240,876	2,063,576
8	Al-Nisr Al-Arabi Insurance	209,394	198,897			209,394	198,897	1,206,999	1,276,627	290,450	343,960	91,147	109,892						
9	Jordan French Insurance	499,239	363,282	105,636	401,035	604,875	764,317	1,148,858	955,441	39,181	21,939	104,340	90,199	370,489	283,548	3,429,638	3,104,553	2,212,391	1,422,838
10	Arab Union International Ins.	21,213	49,709			21,213	49,709	30,297	97,968			5,474	12,250			3,360,397	3,687,185	323,473	1,637,310
11	Delta Insurance	196,305	234,894			196,305	234,894	584,099	602,720	127,024	131,106	37,958	64,540	56,842	53,689	2,997,609	3,089,228	780,035	798,368
12	Jordan Emirates Insurance	21,264	27,273			21,264	27,273	85,429	129,512			39,037	46,667			2,982,100	3,402,884	1,261,908	1,655,534
13	Holy Land Insurance	2,235	3,351			2,235	3,351	154,263	184,776	15,097	31,038					4,981,590	2,896,791	395,869	399,427
14	Arab Life & Accidents Ins.	167,113	207,326			167,113	207,326	593,618	810,606	21,145	51,661	42,452	39,703			4,021,992	3,921,922	2,285,589	2,123,331
15	Philadelphia Insurance	4,106	8,063			4,106	8,063	33,281	31,502	1,988	770	2,214	2,098			2,999,032	2,970,540	93,275	309,137
16	MetLife Alico					0	0					945,702	639,531						
17	Jordan International Ins. (Newton)	798,130	651,954	83,514	74,271	881,644	726,225	1,587,020	1,431,121	193,042	312,557	89,328	78,402						
18	Euro Arab Insurance Group	244,313	245,463			244,313	245,463	440,973	345,163	192,545	174,135	77,251	90,037			3,728,997	3,865,107	1,847,208	1,865,878
19	Islamic Insurance	415,915	419,701			415,915	419,701	1,119,961	850,702			497,074	455,567			3,118,564	3,296,261	1,005,300	1,064,538
20	Arab Assurers	56,215	133,084			56,215	133,084	283,048	286,110	43,095	27,735	63,863	63,212	22,106		4,233,205	4,033,202	1,508,229	895,113
21	Arab Jordanian Ins. Group	147,182	182,183			147,182	182,183	806,142	851,268			125,947	147,263			3,240,002	3,342,776	840,697	773,143
22	Arab Orient Insurance	421,473	1,507,697		45,609	421,473	1,553,306	3,514,905	3,805,755	369,480	436,272	3,051,259	2,277,711			6,544,610	5,744,570	8,860,872	7,777,315
23	MEDGULF Insurance	221,353	412,441			221,353	412,441	1,472,902	1,378,152	107,768	98,750	14,744	3,272			3,175,567	3,302,839	2,246,246	1,987,387
24	SOLIDARITY-First Insurance	576,259	677,919	204,347	264,551	780,606	942,470	2,676,867	1,993,682	386,798	306,311	347,685	554,893			3,706,254	3,941,021	1,687,033	955,075
	Total	9,228,841	10,532,419	507,598	922,333	9,736,439	11,454,752	35,897,829	33,069,378	3,047,591	3,375,332	5,968,405	5,173,378	604,117	489,057	76,902,506	75,019,414	41,631,209	39,492,207

Table (3)
Underwritten Premiums
Companies Share of All Classes
For the first half of 2017 compared with the first half of 2016 (JD)

Tbl. 2-2

NO.	Companies	Total Motor		Medical	Non Life Ins. (General Insurances)		Life		Gross Underwritten Premiums		Markets Share %		Abroad Gross Underwritten Premiums			
		Compulsory+Comprehensive			2017	2016	2017	2016	2017	2016	2017	2016	2017	2016	2017	2016
		2017	2016													
1	Jordan Insurance	8,325,711	9,470,901	5,011,024	4,659,386	24,238,777	23,399,582	10,128,897	7,929,830	34,367,674	31,329,412	10.88	10.38	7,520,279	5,857,401	
2	Middle East Insurance	6,412,127	6,396,379	3,588,321	2,383,634	18,808,048	17,629,516	2,488,455	2,094,112	21,296,503	19,723,628	6.74	6.53			
3	National Insurance	5,413,883	4,805,449	3,731,134	3,487,408	11,084,822	10,258,715	361,103	292,709	11,445,925	10,551,424	3.62	3.50			
4	United Insurance	5,587,351	5,700,821	2,784,730	4,230,102	10,043,628	11,390,658	349,715	617,598	10,393,343	12,008,256	3.29	3.98			
5	Al Manara Insurance	3,824,752	3,383,971	586,034	248,889	5,406,095	4,550,473			5,406,095	4,550,473	1.71	1.51			
6	Arabia Insurance-Jordan	5,484,342	4,953,718	1,655,327	1,075,828	8,655,960	7,543,649	1,184,275	964,318	9,840,235	8,507,967	3.12	2.82			
7	Jerusalem Insurance	5,617,867	5,537,109	1,787,746	743,322	8,921,007	7,777,705	57,825	46,738	8,978,832	7,824,443	2.84	2.59			
8	Al-Nisr Al-Arabi Insurance	0	0	6,345,369	6,814,625	8,143,359	8,744,001	8,990,272	8,201,465	17,133,631	16,945,466	5.43	5.61			
9	Jordan French Insurance	5,642,029	4,527,391	4,582,611	3,983,346	12,492,383	10,626,181	695,478	653,653	13,187,861	11,279,834	4.18	3.74			
10	.Arab Union International Ins	3,683,870	5,324,495	113,445	518,423	3,854,299	6,002,845			3,854,299	6,002,845	1.22	1.99			
11	Delta Insurance	3,777,644	3,887,596	734,934	1,038,601	5,514,806	6,013,146	41,248	31,817	5,556,054	6,044,963	1.76	2.00			
12	Jordan Emirates Insurance	4,244,008	5,058,418	521,312	377,210	4,911,050	5,639,080			4,911,050	5,639,080	1.56	1.87			
13	Holy Land Insurance	5,377,459	3,296,218			5,549,054	3,515,383			5,549,054	3,515,383	1.76	1.16			
14	.Arab Life & Accidents Ins	6,307,581	6,045,253	1,029,043	2,024,237	8,160,952	9,178,786	725,165	781,574	8,886,117	9,960,360	2.81	3.30		750	
15	Philadelphia Insurance	3,092,307	3,279,677	283,078	311,321	3,416,974	3,633,431			3,416,974	3,633,431	1.08	1.20			
16	MetLife Alico*	0	0	1,879,650	2,065,297	2,825,352	2,704,828	9,099,534	7,802,311	11,924,886	10,507,139	3.78	3.48			
17	.Jordan International Ins (Newton)	0	0	6,429,695	6,379,576	9,180,729	8,927,881	651,527	561,675	9,832,256	9,489,556	3.11	3.14			
18	Euro Arab Insurance Group	5,576,205	5,730,985	3,319,933	3,007,476	9,851,220	9,593,259	797,489	684,873	10,648,709	10,278,132	3.37	3.40			
19	Islamic Insurance	4,123,864	4,360,799	3,586,136	3,230,493	9,742,950	9,317,262	4,597,938	4,258,826	14,340,888	13,576,088	4.54	4.50			
20	Arab Assurers	5,741,434	4,928,315	663,069	646,599	6,872,830	6,085,055			6,872,830	6,085,055	2.18	2.02			
21	Arab Jordanian Ins. Group	4,080,699	4,115,919	2,272,372	1,933,161	7,432,342	7,229,794	246,675	248,739	7,679,017	7,478,533	2.43	2.48			
22	Arab Orient Insurance	15,405,482	13,521,885	39,782,052	40,425,829	62,544,651	62,020,758			62,544,651	62,020,758	19.81	20.54			
23	MEDGULF Insurance	5,421,813	5,290,226	2,779,644	2,258,771	10,018,224	9,441,612			10,018,224	9,441,612	3.17	3.13			
24	SOLIDARITY-First Insurance	5,393,287	4,896,096	6,873,544	6,150,785	16,458,787	14,844,237	1,231,522	650,141	17,690,309	15,494,378	5.60	5.13			
	Total	118,533,715	114,511,621	100,340,203	97,994,319	274,128,299	266,067,837	41,647,118	35,820,379	315,775,417	301,888,216	100	100	7,520,279	5,858,151	

* The company figures represents personal accidents business.

Table (4)
*** Motor Underwritten Premiums As in 30/6/2017 Compared with 30/6/2016**

.No	Companies	Compulsory T.P.L /Jordanian Vehicles		Compulsory T.P.L from Comprehensive		Total Jordanian Vehicles		Compulsory T.P.L Foreign Vehicles		Total Compulsory/T.P.L		Comprehensive (Own Damages)		Total Motors	
		2017	2016	2017	2016	2017	2016	2017	2016	2017	2016	2017	2016	2017	2016
1	Jordan Insurance	2,295,712	2,477,628	988,993	1,084,984	3,284,705	3,562,612	222,928	279,212	3,507,633	3,841,824	4,818,078	5,629,077	8,325,711	9,470,901
2	Middle East Insurance	2,422,059	2,502,318	832,332	747,558	3,254,391	3,249,876	258,623	288,663	3,513,014	3,538,539	2,899,113	2,857,840	6,412,127	6,396,379
3	National Insurance	2,445,566	2,537,097	790,217	509,254	3,235,783	3,046,351	242,005	296,592	3,477,788	3,342,943	1,936,095	1,462,506	5,413,883	4,805,449
4	United Insurance	2,450,455	2,569,524	615,297	662,539	3,065,752	3,232,063	437,849	499,447	3,503,601	3,731,510	2,083,750	1,969,311	5,587,351	5,700,821
5	Al Manara Insurance	2,361,741	2,385,470	813,305	229,159	3,175,046	2,614,629	224,734	241,419	3,399,780	2,856,048	424,972	527,923	3,824,752	3,383,971
6	Arabia Insurance- Jordan	2,523,932	2,711,911	611,160	398,350	3,135,092	3,110,261	469,050	525,877	3,604,142	3,636,138	1,880,200	1,317,580	5,484,342	4,953,718
7	Jerusalem Insurance	2,405,104	2,589,732	749,815	615,364	3,154,919	3,205,096	222,072	268,437	3,376,991	3,473,533	2,240,876	2,063,576	5,617,867	5,537,109
8	Al-Nisr Al-Arabi Insurance					0	0			0	0			0	0
9	Jordan French Insurance	2,089,685	2,215,566	1,124,634	642,195	3,214,319	2,857,761	215,319	246,792	3,429,638	3,104,553	2,212,391	1,422,838	5,642,029	4,527,391
10	Arab Union International Ins.	2,325,493	2,470,089	751,496	957,003	3,076,989	3,427,092	283,408	260,093	3,360,397	3,687,185	323,473	1,637,310	3,683,870	5,324,495
11	Delta Insurance	2,316,290	2,376,246	240,726	236,135	2,557,016	2,612,381	440,593	476,847	2,997,609	3,089,228	780,035	798,368	3,777,644	3,887,596
12	Jordan Emirates Insurance	1,825,137	2,118,585	836,280	893,917	2,661,417	3,012,502	320,683	390,382	2,982,100	3,402,884	1,261,908	1,655,534	4,244,008	5,058,418
13	Holy Land Insurance	1,880,731	104,266	2,925,548	2,787,037	4,806,279	2,891,303	175,311	5,488	4,981,590	2,896,791	395,869	399,427	5,377,459	3,296,218
14	Arab Life & Accidents Ins.	2,484,177	2,569,882	1,024,173	828,805	3,508,350	3,398,687	513,642	523,235	4,021,992	3,921,922	2,285,589	2,123,331	6,307,581	6,045,253
15	Philadelphia Insurance	2,287,848	2,323,349	268,699	169,768	2,556,547	2,493,117	442,485	477,423	2,999,032	2,970,540	93,275	309,137	3,092,307	3,279,677
16	Jordan International Ins. (Newton)					0	0			0	0			0	0
17	Euro Arab Insurance Group	2,543,913	2,677,223	701,710	655,834	3,245,623	3,333,057	483,374	532,050	3,728,997	3,865,107	1,847,208	1,865,878	5,576,205	5,730,985
18	Islamic Insurance	2,390,590	2,546,189	489,716	476,311	2,880,306	3,022,500	238,258	273,761	3,118,564	3,296,261	1,005,300	1,064,538	4,123,864	4,360,799
19	Arab Assurers	2,500,853	2,615,420	1,530,980	1,177,428	4,031,833	3,792,848	201,372	240,354	4,233,205	4,033,202	1,508,229	895,113	5,741,434	4,928,315
20	Arab Jordanian Ins. Group	2,375,573	2,502,328	579,259	599,465	2,954,832	3,101,793	285,170	240,983	3,240,002	3,342,776	840,697	773,143	4,080,699	4,115,919
21	Arab Orient Insurance	2,591,289	3,955,474	3,445,709	1,274,175	6,036,998	5,229,649	507,612	514,921	6,544,610	5,744,570	8,860,872	7,777,315	15,405,482	13,521,885
22	MEDGULF Insurance	2,348,952	2,430,728	558,223	545,595	2,907,175	2,976,323	268,392	326,516	3,175,567	3,302,839	2,246,246	1,987,387	5,421,813	5,290,226
23	SOLIDARITY-First Insurance	2,338,144	2,534,754	909,811	885,365	3,247,955	3,420,119	458,299	520,902	3,706,254	3,941,021	1,687,033	955,075	5,393,287	4,896,096
	Total	49,203,244	51,213,779	20,788,083	16,376,241	69,991,327	67,590,020	6,911,179	7,429,394	76,902,506	75,019,414	41,631,209	39,492,207	118,533,715	114,511,621

The numbers are according to the tables issued by Insurance Companies

Insurance companies asked voluntary to revoke their Motor Insurance license:

1- AL-Nisr Al-Arabi Insurance Co. since 1/1/2012.

2- Jordan International Insurance (Newton) Co. since 14/3/2012.

Table (5)

Companies Classification & Share of Gross Written Premiums (Inside Jordan) As in 30/6/2017 JD
(Allocated according to non life insurance, Life and medical insurances and total Written Premiums)

Tbl. 1-4

Classification of Companies according to (Non Life Insurance Premiums)					Classification of Companies according to (Life Premiums)					Classification of Companies according to (Gross Premiums)							
Rank	Companies	30/6/2017		30/6/2016		Rank	Companies	30/6/2017		30/6/2016		Rank	Companies	30/6/2017		30/6/2016	
		Non-Life Insurances	Share % Non-Life Insurances%	Share % Non-Life Insurances	Rank			Life Insurance	Share %	Share %	Rank			Gross Premiums	Share %	Share %	Rank
1	Arab Orient Insurance(gig)	62,544,651	22.82	23.31	1	1	Jordan Insurance	10,128,897	24.32	22.43	2	1	Arab Orient Insurance (gig)	62,544,651	19.81	20.58	1
2	Jordan Insurance	24,238,777	8.84	8.79	1	2	MetLife Alico	9,099,534	21.85	22.07	3	2	Jordan Insurance	34,367,674	10.88	10.39	2
3	Middle East Insurance	18,808,048	6.86	6.63	3	3	Al-Nisr Al-Arabi Insurance	8,990,272	21.59	23.20	1	3	Middle East Insurance	21,296,503	6.74	6.54	3
4	SOLIDARITY-First Insurance	16,458,787	6.00	5.58	4	4	Islamic Insurance	4,597,938	11.04	12.05	4	4	SOLIDARITY-First Insurance	17,690,309	5.60	4.99	5
5	Jordan French Insurance	12,492,383	4.56	3.99	6	5	Middle East Insurance	2,488,455	5.98	5.92	5	5	Al-Nisr Al-Arabi Insurance	17,133,631	5.43	5.62	4
6	National Insurance	11,084,822	4.04	3.86	7	6	SOLIDARITY-First Insurance	1,231,522	2.96	0.51	14	6	Islamic Insurance	14,340,888	4.54	4.50	6
7	United Insurance	10,043,628	3.66	4.28	5	7	Arabia Insurance-Jordan	1,184,275	2.84	2.73	6	7	Jordan French Insurance	13,187,861	4.18	3.74	8
8	MEDGULF Insurance	10,018,224	3.59	3.50	9	8	Euro Arab Insurance Group	797,489	1.91	1.94	8	8	MetLife Alico	11,924,886	3.78	3.49	10
9	Euro Arab Insurance Group	9,851,220	3.55	3.55	8	9	Arab Life & Accidents Ins.	725,165	1.74	2.21	7	9	National Insurance	11,445,925	3.62	3.50	9
10	Islamic Insurance	9,742,950	3.55	3.50	10	10	Jordan French Insurance	695,478	1.67	1.85	9	10	Euro Arab Insurance Group	10,648,709	3.37	3.41	11
11	Jordan International Ins. (Newton)	9,180,729	3.35	3.36	12	11	Jordan International Ins. (Newton)	651,527	1.56	1.59	11	11	United Insurance	10,393,343	3.29	3.98	7
12	Jerusalem Insurance	8,921,007	3.25	2.92	14	12	National Insurance	361,103	0.87	0.83	12	12	MEDGULF Insurance	10,018,224	3.17	3.13	14
13	Arabia Insurance-Jordan	8,655,960	3.16	2.84	15	13	United Insurance	349,715	0.84	1.75	10	13	Arabia Insurance-Jordan	9,840,235	3.12	2.82	15
14	.Arab Life & Accidents Ins	8,160,952	2.98	3.45	11	14	Arab Jordanian Ins. Group	246,675	0.59	0.70	13	14	Jordan International Ins. (Newton)	9,832,256	3.11	3.15	13
15	Al-Nisr Al-Arabi Insurance	8,143,359	2.97	3.29	13	15	Jerusalem Insurance	57,825	0.14	0.13	15	15	Jerusalem Insurance	8,978,832	2.84	2.60	16
16	Arab Jordanian Ins. Group	7,432,342	2.71	2.72	16	16	Delta Insurance	41,248	0.10	0.09	16	16	Arab Life & Accidents Ins.	8,886,117	2.81	3.30	12
17	Arab Assurers	6,872,830	2.51	2.29	17	17	Arab Assurers		0.00			17	Arab Jordanian Ins. Group	7,679,017	2.43	2.48	17
18	Holy Land Insurance	5,549,054	2.02	1.32	23	18	Al Manara Insurance		0.00			18	Arab Assurers	6,872,830	2.18	2.02	18
19	Delta Insurance	5,514,806	1.97	2.26	18	19	Arab Union International Ins.		0.00			19	Delta Insurance	5,556,054	1.76	2.01	19
20	Al Manara Insurance	5,406,095	1.79	1.71	21	20	Jordan Emirates Insurance		0.00			20	Holy Land Insurance	5,549,054	1.76	1.17	24
21	Jordan Emirates Insurance	4,911,050	1.79	1.71	20	21	Holy Land Insurance		0.00			21	Al Manara Insurance	5,406,095	1.71	1.51	22
22	Arab Union International Ins.	3,854,299	1.41	2.12	19	22	Philadelphia Insurance		0.00			22	Jordan Emirates Insurance	4,911,050	1.56	1.87	21
23	Philadelphia Insurance	3,416,974	1.25	1.37	22	23	Arab Orient Insurance (gig)		0.00			23	Arab Union International Ins.	3,854,299	1.22	1.99	20
24	MetLife Alico*	2,825,352	1.03	1.02	24	24	MEDGULF Insurance		0.00			24	Philadelphia Insurance	3,416,974	1.08	1.21	23
	Total	274,128,299	100	100			Total	41,647,118	100	100			Total	315,775,417	100	100	

* The company figures represents personal accidents business

* Companies under the numbers 17-24 dont practice Life Insurance

Table (5)
Companies Classification & Share of Gross Written Premiums (Inside Jordan) As in 30/6/2017 JD
(According to Insurance Branches)

Tbl. 2-4

Marine & Transport					Fire & Other Property Damages						
№	Companies	30/6/2017		30/6/2016		№	Companies	30/6/2017		30/6/2016	
		Total Premiums	Share %	Share %	№			Total Premiums	Share %	Share %	№
1	Middle East Insurance	2,582,741	26.53	24.36	1	1	Jordan Insurance	9,361,950	26.08	23.60	1
2	Jordan Insurance	1,171,637	12.03	6.15	6	2	Middle East Insurance	5,677,501	15.82	17.21	2
3	Jordan International Ins. (Newton)	881,644	9.06	6.34	5	3	Arab Orient Insurance(gig)	3,514,905	9.79	9.54	3
4	SOLIDARITY-First Insurance	780,606	8.02	8.23	3	4	SOLIDARITY-First Insurance	2,676,867	7.46	5.46	4
5	Jordan French Insurance	604,875	6.21	6.67	4	5	Jordan International Ins. (Newton)	1,587,020	4.42	3.82	6
6	Jerusalem Insurance	479,492	4.92	5.77	7	6	National Insurance	1,477,747	4.12	5.07	5
7	National Insurance	440,171	4.52	3.39	11	7	MEDGULF Insurance	1,472,902	4.10	3.81	7
8	Arab Orient Insurance (gig)	421,473	4.33	13.56	2	8	United Insurance	1,324,389	3.69	3.45	9
9	Islamic Insurance	415,915	4.27	3.66	9	9	Al-Nisr Al-Arabi Insurance	1,206,999	3.36	3.80	8
10	Arabia Insurance-Jordan	352,667	3.62	4.07	8	10	Jordan French Insurance	1,148,858	3.20	3.05	10
11	Euro Arab Insurance Group	244,313	2.51	2.14	13	11	Islamic Insurance	1,119,961	3.12	2.44	12
12	MEDGULF Insurance	221,353	2.27	3.60	10	12	Jerusalem Insurance	891,728	2.48	2.11	15
13	Al-Nisr Al-Arabi Insurance	209,394	2.15	1.74	16	13	Arab Jordanian Ins. Group	806,142	2.25	2.87	11
14	United Insurance	199,747	2.05	2.23	12	14	Arabia Insurance-Jordan	799,863	2.23	2.20	14
15	Delta Insurance	196,305	2.02	2.05	14	15	Al Manara Insurance	625,989	1.74	1.87	17
16	Arab Life & Accidents Ins.	167,113	1.72	1.81	15	16	.Arab Life & Accidents Ins	593,618	1.65	2.32	13
17	Arab Jordanian Ins. Group	147,182	1.51	1.59	17	17	Delta Insurance	584,099	1.63	2.01	16
18	Al Manara Insurance	114,778	1.18	0.70	19	18	Euro Arab Insurance Group	440,973	1.23	1.85	18
19	Arab Assurers	56,215	0.58	1.16	18	19	Arab Assurers	283,048	0.79	1.17	19
20	Jordan Emirates Insurance	21,264	0.22	0.24	21	20	Holy Land Insurance	154,263	0.43	1.14	20
21	Arab Union International Ins.	21,213	0.22	0.43	20	21	Jordan Emirates Insurance	85,429	0.24	0.44	21
22	Philadelphia Insurance	4,106	0.04	0.07	22	22	Philadelphia Insurance	33,281	0.09	0.23	23
23	Holy Land Insurance	2,235	0.02	0.03	23	23	.Arab Union International Ins	30,297	0.08	0.42	22
24	MetLife Alico*	0	0.00			24	MetLife Alico		0.00		
Total		9,736,439	100	100		Total		35,897,829	100	100	

* The company licensed only in Medical, Life Assurance and Personal Accidents.

Table (5)
Companies Classification & Share of Gross Written Premiums (Inside Jordan) As in 30/6/2017 JD
(According to Insurance Branches)

Tbl. 3-4

General Accidents					Motor (Compulsory(Third Party Liability Insurance) & Comprehensive (Own Damages))						
No.	Companies	30/6/2017		30/6/2016		No.	Companies	30/6/2017		30/6/2016	
		Total Premiums	Share %	Share %	No.			Total Premiums	Share %	Share %	No.
1	Arab Orient Insurance (gig)	3,420,739	37.94	31.75	1	1	Arab Orient Insurance (gig)	15,405,482	13.00	11.81	1
2	MetLife Alico	945,702	10.49	7.48	3	2	Jordan Insurance	8,325,711	7.02	8.27	2
3	SOLIDARITY-First Insurance	734,483	8.15	10.07	2	3	Middle East Insurance	6,412,127	5.41	5.59	3
4	Middle East Insurance	547,358	6.07	6.85	4	4	Arab Life & Accidents Ins.	6,307,581	5.32	5.28	4
5	Islamic Insurance	497,074	5.51	5.33	6	5	Arab Assurers	5,741,434	4.84	4.30	12
6	Al-Nisr Al-Arabi Insurance	381,597	4.23	5.31	7	6	Jordan French Insurance	5,642,029	4.76	3.95	15
7	Jordan Insurance	368,455	4.09	5.77	5	7	Jerusalem Insurance	5,617,867	4.74	4.84	7
8	Jordan International Ins. (Newton)	282,370	3.13	4.57	8	8	United Insurance	5,587,351	4.71	4.98	6
9	Euro Arab Insurance Group	269,796	2.99	3.09	10	9	Euro Arab Insurance Group	5,576,205	4.70	5.00	5
10	Al Manara Insurance	254,542	2.82	4.24	9	10	Arabia Insurance-Jordan	5,484,342	4.63	4.33	11
11	Arabia Insurance-Jordan	209,081	2.32	1.68	14	11	MEDGULF Insurance	5,421,813	4.57	4.62	9
12	Delta Insurance	164,982	1.83	2.29	11	12	National Insurance	5,413,883	4.57	4.20	14
13	United Insurance	147,411	1.63	1.48	15	13	SOLIDARITY-First Insurance	5,393,287	4.55	4.28	13
14	Jerusalem Insurance	144,174	1.60	1.95	12	14	Holy Land Insurance	5,377,459	4.54	2.88	20
15	Jordan French Insurance	143,521	1.59	1.31	16	15	Jordan Emirates Insurance	4,244,008	3.58	4.42	10
16	Arab Jordanian Ins. Group	125,947	1.40	1.72	13	16	Islamic Insurance	4,123,864	3.48	3.81	16
17	MEDGULF Insurance	122,512	1.36	1.19	17	17	Arab Jordanian Ins. Group	4,080,699	3.44	3.59	17
18	Arab Assurers	106,958	1.19	1.06	19	18	Al Manara Insurance	3,824,752	3.23	2.96	19
19	Arab Life & Accidents Ins.	63,597	0.71	1.07	18	19	Delta Insurance	3,777,644	3.19	3.39	18
20	Jordan Emirates Insurance	39,037	0.43	0.55	21	20	Arab Union International Ins.	3,683,870	3.11	4.65	8
21	National Insurance	21,887	0.24	0.70	20	21	Philadelphia Insurance	3,092,307	2.61	2.86	21
22	Holy Land Insurance	15,097	0.17	0.36	22	22	Jordan International Ins. (Newton)**	0	0.00		
23	Arab Union International Ins.	5,474	0.06	0.14	23	23	Al-Nisr Al-Arabi Insurance**	0	0.00		
24	Philadelphia Insurance	4,202	0.05	0.03	24	24	***MetLife Alico	0	0.00		
Total		9,015,996	100	100		Total		118,533,715	100	100	

** The company annulled its motor insurance license.

*** The Company classified under No. 24 does not practice motor Insurance

(5)Table
Companies Classification & Share of Gross Written Premiums (Inside Jordan) As in 30/6/2017 JD
 (According to Insurance Branches)

Tbl. 4-4

Life					Medical						
No.	Companies	30/6/2017		30/6/2016		No.	Companies	30/6/2017		30/6/2016	
		Total Premiums	Share %	Share %	No.			Total Premiums	Share %	Share %	No.
1	Jordan Insurance	10,128,897	24.32	22.43	2	1	Arab Orient Insurance (gig)	39,782,052	39.65	41.26	1
2	MetLife Alico	9,099,534	21.85	22.07	3	2	SOLIDARITY-First Insurance	6,873,544	6.85	6.28	4
3	Al-Nisr Al-Arabi Insurance	8,990,272	21.59	23.20	1	3	Jordan International Ins. (Newton)	6,429,695	6.41	6.50	3
4	Islamic Insurance	4,597,938	11.04	12.05	4	4	Al-Nisr Al-Arabi Insurance	6,345,369	6.32	6.95	2
5	Middle East Insurance	2,488,455	5.98	5.92	5	5	Jordan Insurance	5,011,024	4.99	4.76	5
6	SOLIDARITY-First Insurance	1,231,522	2.96	0.51	14	6	Jordan French Insurance	4,582,611	4.57	4.07	7
7	Arabia Insurance-Jordan	1,184,275	2.84	2.73	6	7	National Insurance	3,731,134	3.72	3.56	8
8	Euro Arab Insurance Group	797,489	1.91	1.94	8	8	Middle East Insurance	3,588,321	3.58	2.43	11
9	Arab Life & Accidents Ins.	725,165	1.74	2.21	7	9	Islamic Insurance	3,586,136	3.57	3.30	9
10	Jordan French Insurance	695,478	1.67	1.85	9	10	Euro Arab Insurance Group	3,319,933	3.31	3.07	10
11	Jordan International Ins. (Newton)	651,527	1.56	1.59	11	11	United Insurance	2,784,730	2.78	4.32	6
12	National Insurance	361,103	0.87	0.83	12	12	MEDGULF Insurance	2,779,644	2.77	2.31	12
13	United Insurance	349,715	0.84	1.75	10	13	Arab Jordanian Ins. Group	2,272,372	2.26	1.97	15
14	Arab Jordanian Ins. Group	246,675	0.59	0.70	13	14	MetLife Alico	1,879,650	1.87	2.11	13
15	Jerusalem Insurance	57,825	0.14	0.13	15	15	Jerusalem Insurance	1,787,746	1.78	0.76	18
16	Delta Insurance	41,248	0.10	0.09	16	16	Arabia Insurance-Jordan	1,655,327	1.65	1.10	16
17	Arab Assurers					17	Arab Life & Accidents Ins.	1,029,043	1.03	2.07	14
18	Al Manara Insurance					18	Delta Insurance	734,934	0.73	1.06	17
19	Arab Union International Ins.					19	Arab Assurers	663,069	0.66	0.66	19
20	Jordan Emirates Insurance					20	Al Manara Insurance	586,034	0.58	0.25	23
21	Holy Land Insurance					21	Jordan Emirates Insurance	521,312	0.52	0.38	21
22	Philadelphia Insurance					22	Philadelphia Insurance	283,078	0.28	0.32	21
23	Arab Orient Insurance (gig)					23	Arab Union International Ins.	113,445	0.11	0.53	20
24	MEDGULF Insurance					24	Holy Land Insurance	0.00			
	Total	41,647,118	100	100			Total	100,340,203	100	100	

* The Companies under No.17-24 don't practice life insurance.

* The Company under No.24 doesn't practice medical insurance.

Companies Share % in Paid Claims For the First Half of 2017

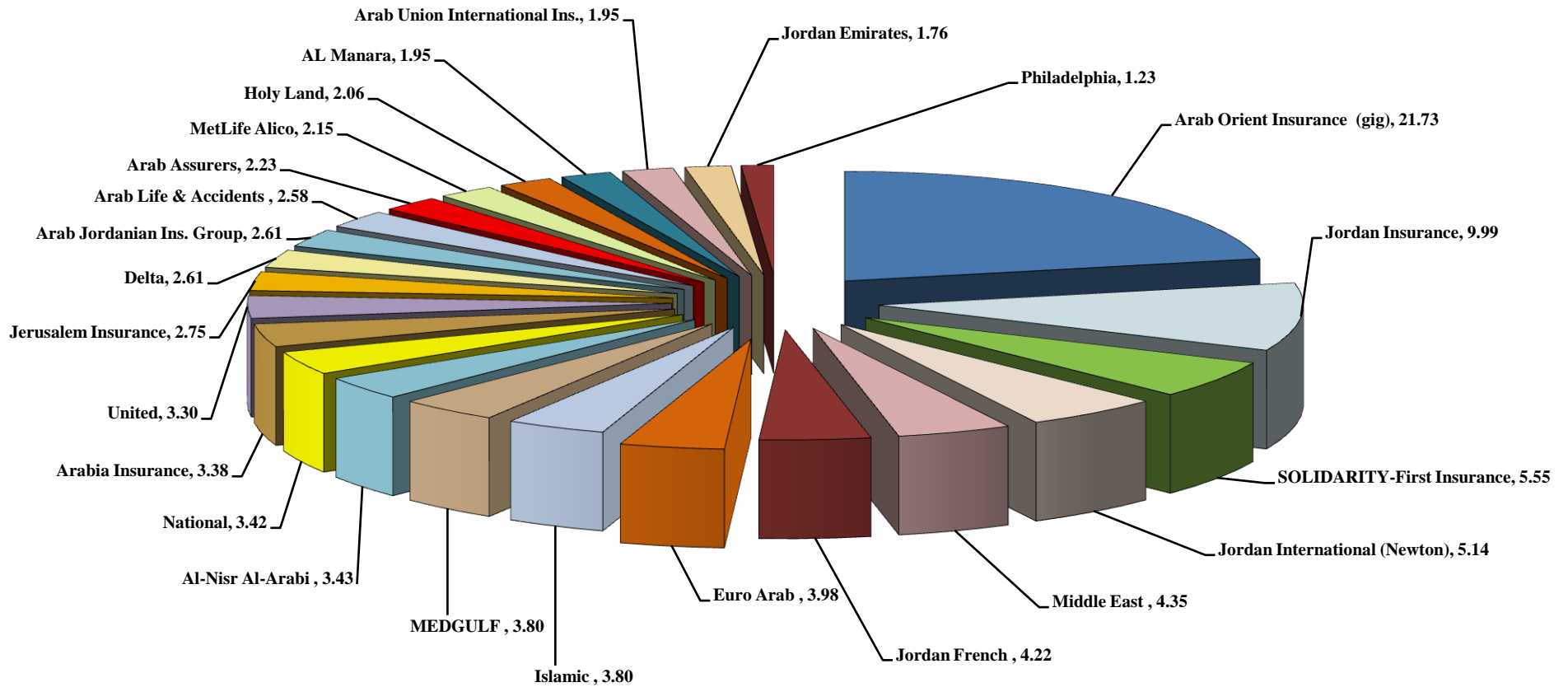


Table (6)
Paid Claims
Companies Share of All Classes (JD)
For the first half of 2017 compared with the first half of 2016

Tbl. 1-2

NO	Companies	Marine		Aviation		Marine + Aviation		Fire & Other Property Damages		Liability		Other Branches		Credit		Motor			
																Compulsory (Third Party Liability Insurance)		Comprehensive (Own Damages)	
		2017	2016	2017	2016	2017	2016	2017	2016	2017	2016	2017	2016	2017	2016	2017	2016	2017	2016
1	Jordan Insurance	328,037	115,286			328,037	115,286	785,907	5,077,842	14,083	50,775	227	13,715			5,446,589	4,995,700	5,220,869	3,877,923
2	Middle East Insurance	52,694	575,317			52,694	575,317	913,871	10,840,591	1,539	39,396	66,203	11,273			3,924,630	3,435,682	2,277,969	2,146,469
3	National Insurance	33,482	261,714			33,482	261,714	153,603	967,463	32,612	103,475					4,062,798	3,792,677	1,499,644	1,683,145
4	United Insurance	17,527	21,636			17,527	21,636	275,998	216,183		5,984	4,599	2,748			2,878,663	3,114,469	1,194,379	1,313,498
5	Al Manara Insurance	77,033	18,978			77,033	18,978	335,378	2,754,778	200		5,283	1,003			3,038,425	3,023,209	726,617	848,997
6	Arabia Insurance-Jordan	30,090	56,043			30,090	56,043	31,957	11,094			40,797	22,262	104,267	440,709	3,820,439	3,783,318	1,249,889	1,069,166
7	Jerusalem Insurance	36,178	79,814			36,178	79,814	415,402	807,801	1,684	53,438	2,700	2,360			3,724,385	3,874,499	1,420,940	1,278,322
8	Al-Nisr Al-Arabi Insurance	42,480	253,880			42,480	253,880	149,865	738,136	19,057	10,979	35,169	11,218			53,865	151,942	12,759	58,599
9	Jordan French Insurance	157,718	18,550	4,338		162,056	18,550	95,256	1,144,478	64,453	123,368	7,602	19,984	76,778	241,920	4,001,858	3,724,306	1,511,622	1,745,503
10	Arab Union International Ins.*	1,474	15,971			1,474	15,971					3,135	35,010			2,747,581	2,663,838	1,252,431	1,016,784
11	Delta Insurance	294,657	83,315			294,657	83,315	49,309	317,537	11,687	5,247	9,366	4,822	590,950	320,333	3,794,582	3,221,536	487,408	659,929
12	Jordan Emirates Insurance		1,000			0	1,000	17,341	333,710			2,262	1,052			2,149,785	1,965,441	1,676,155	2,113,556
13	Holy Land Insurance**					0	0	46,697	24,577		735					3,678,713	2,624,077	992,677	781,491
14	Arab Life & Accidents Ins.	15,402	84,684			15,402	84,684	266,226	52,959	1,481	8,934	8,343		1,806		3,184,124	3,173,732	1,334,885	1,313,664
15	Philadelphia Insurance**					0	0	1,452	160							1,925,195	2,169,818	439,571	464,329
16	MetLife Alico					0	0					33,188	17,038						
17	Jordan International Ins. (Newton)	424,677	112,839	33,844		458,521	112,839	3,545,664	3,620,432	177,757	10,407	5,500				101,049	100,739	9,187	77,026
18	Euro Arab Insurance Group	116,632	15,238			116,632	15,238	577,687	647,027	26,881	13,171	29,888	12,030			3,733,273	3,440,618	1,854,478	1,626,378
19	Islamic Insurance	12,026	44,277			12,026	44,277	356,740	3,283,639			67,125	25,378			3,348,149	3,494,809	912,195	1,022,546
20	Arab Assurers	21,964	55,107			21,964	55,107	27,426	84,171			3,009	3,146	24,554	41,557	3,198,516	3,452,830	1,206,182	1,268,593
21	Arab Jordanian Ins. Group	45,481	37,679			45,481	37,679	267,403	51,023			8,432	20,571			3,466,316	2,865,156	675,032	535,008
22	Arab Orient Insurance	167,046	190,552			167,046	190,552	6,110,432	535,368	34,653	29,824	404,261	318,505			5,327,432	4,976,407	4,841,243	4,774,915
23	MEDGULF Insurance	22,227	6,516			22,227	6,516	277,566	224,025	2,933	4,367	5,475	1,073			3,787,506	3,366,506	1,515,405	1,432,995
24	SOLIDARITY-First Insurance	378,424	154,126			378,424	154,126	152,244	1,465,633	25,814	49,402	1,171,474	19,493			3,568,260	3,178,664	1,321,412	1,230,108
	Total	2,275,249	2,202,522	38,182	0	2,313,431	2,202,522	14,853,424	33,198,627	413,353	502,049	1,914,629	551,024	796,549	1,046,325	74,962,133	70,589,973	33,632,949	32,338,944

* The Company didnt pay any claims in fire and other property damages branch for the first half of 2017&2016.

** The Company didnt pay any claims in marine insurance damages branch for the first half of 2017&2016.

*** The Company didnt pay any claims in general accident insurance damages branch for the first half of 2017&2016.

Table (6)
Paid Claims
(JD)Companies Share of All Classes
For the first half of 2017 compared with the first half of 2016

Tbl. 2-2

N O.	Companies	Total Motor		Medical		Non Life Ins. (General Insurances)		Life		Total Paid Claims		% Share of market Paid Claims		Total Paid claims For The Branches Abroad	
		Compulsory+Comprehensiv e													
		2017	2016	2017	2016	2017	2016	2017	2016	2017	2016	2017	2016	2017	2016
1	Jordan Insurance	10,667,458	8,873,623	2,733,122	2,915,154	14,528,834	17,046,395	8,325,227	6,339,482	22,854,061	23,385,877	9.99	10.07	8,027,465	3,802,897
2	Middle East Insurance	6,202,599	5,582,151	1,777,441	1,467,557	9,014,347	18,516,285	941,082	1,117,646	9,955,429	19,633,931	4.35	8.45		
3	National Insurance	5,562,442	5,475,822	1,981,640	2,098,959	7,763,779	8,907,433	71,449	151,430	7,835,228	9,058,863	3.42	3.90		
4	United Insurance	4,073,042	4,427,967	3,141,921	2,271,849	7,513,087	6,946,367	45,514	389,894	7,558,601	7,336,261	3.30	3.16		
5	Al Manara Insurance	3,765,042	3,872,206	289,937	248,794	4,472,873	6,895,759			4,472,873	6,895,759	1.95	2.97		
6	Arabia Insurance-Jordan	5,070,328	4,852,484	1,443,666	1,378,464	6,721,105	6,761,056	1,013,357	470,530	7,734,462	7,231,586	3.38	3.11		
7	Jerusalem Insurance	5,145,325	5,152,821	636,292	661,743	6,237,581	6,757,977	65,439	5,044	6,303,020	6,763,021	2.75	2.91		
8	Al-Nisr Al-Arabi Insurance	66,624	210,541	4,396,504	4,829,761	4,709,699	6,054,515	3,137,117	2,535,003	7,846,816	8,589,518	3.43	3.70		
9	Jordan French Insurance	5,513,480	5,469,809	3,504,868	3,946,211	9,424,493	10,964,320	236,717	450,978	9,661,210	11,415,298	4.22	4.91		
10	.Arab Union International Ins	4,000,012	3,680,622	451,831	377,056	4,456,452	4,108,659			4,456,452	4,108,659	1.95	1.77		
11	Delta Insurance	4,281,990	3,881,465	735,841	924,715	5,973,800	5,537,434	6,666	13,351	5,980,466	5,550,785	2.61	2.39		
12	Jordan Emirates Insurance	3,825,940	4,078,997	170,873	320,189	4,016,416	4,734,948			4,016,416	4,734,948	1.76	2.04		
13	Holy Land Insurance	4,671,390	3,405,568			4,718,087	3,430,880			4,718,087	3,430,880	2.06	1.48		
14	.Arab Life & Accidents Ins	4,519,009	4,487,396	737,389	1,710,959	5,546,960	6,347,628	362,362	448,352	5,909,322	6,795,980	2.58	2.93	59,356	233,110
15	Philadelphia Insurance	2,364,766	2,634,147	444,292	689,494	2,810,510	3,323,801			2,810,510	3,323,801	1.23	1.43		
16	MetLife Alico*	0	0	1,232,114	1,478,479	1,265,302	1,495,517	3,665,254	3,047,512	4,930,556	4,543,029	2.15	1.96		
17	.Jordan International Ins (Newton)	110,236	177,765	7,069,382	3,956,967	11,367,060	7,878,410	402,274	530,810	11,769,334	8,409,220	5.14	3.62		
18	Euro Arab Insurance Group	5,587,751	5,066,996	2,258,738	2,711,665	8,597,577	8,466,127	500,794	430,515	9,098,371	8,896,642	3.98	3.83		
19	Islamic Insurance	4,260,344	4,517,355	3,162,562	2,033,176	7,858,797	9,903,825	845,399	1,662,034	8,704,196	11,565,859	3.80	4.98		
20	Arab Assurers	4,404,698	4,721,423	626,585	613,546	5,108,236	5,518,950	1,532	82,903	5,109,768	5,601,853	2.23	2.41		
21	Arab Jordanian Ins. Group	4,141,348	3,400,164	1,357,881	1,075,561	5,820,545	4,584,998	149,757	205,731	5,970,302	4,790,729	2.61	2.06		
22	Arab Orient Insurance	10,168,675	9,751,322	32,852,090	31,441,671	49,737,157	42,267,242			49,737,157	42,267,242	21.73	18.20		
23	MEDGULF Insurance	5,302,911	4,799,501	3,084,561	2,490,791	8,695,673	7,526,273			8,695,673	7,526,273	3.80	3.24		
24	SOLIDARITY-First Insurance	4,889,672	4,408,736	5,171,717	4,026,251	11,789,345	10,123,641	920,519	289,212	12,709,864	10,412,853	5.55	4.48		
	Total	108,595,082	102,928,881	79,261,247	73,669,012	208,147,715	214,098,440	20,690,459	18,170,427	228,838,174	232,268,867	100	100	8,086,821	4,036,007

* The company's figures of General Insurances includes the Personal Accidents Insurance Business.

Table (7)
(JD)Motor Paid Claims As in 30/6/2017 Compared with 30/6/2016

.No	Companies	Compulsory T.P.L /Jordanian Vehicles		Compulsory T.P.L from Comprehensive		Total Jordanian Vehicles		Compulsory T.P.L Foreign Vehicles		Total Compulsory/T.P.L		Comprehensive (Own Damages)		Total Motors	
		2017	2016	2017	2016	2017	2016	2017	2016	2017	2016	2017	2016	2017	2016
1	Jordan Insurance	3,528,585	3,240,623	1,807,801	1,556,776	5,336,386	4,797,399	110,203	198,301	5,446,589	4,995,700	5,220,869	3,877,923	10,667,458	8,873,623
2	Middle East Insurance	3,076,838	2,499,264	750,804	790,030	3,827,642	3,289,294	96,988	146,388	3,924,630	3,435,682	2,277,969	2,146,469	6,202,599	5,582,151
3	National Insurance	3,339,335	3,032,135	576,015	589,485	3,915,350	3,621,620	147,448	171,057	4,062,798	3,792,677	1,499,644	1,683,145	5,562,442	5,475,822
4	United Insurance	2,229,013	2,306,697	588,203	609,878	2,817,216	2,916,575	61,447	197,894	2,878,663	3,114,469	1,194,379	1,313,498	4,073,042	4,427,967
5	Al Manara Insurance	2,419,269	2,476,113	489,905	424,269	2,909,174	2,900,382	129,251	122,827	3,038,425	3,023,209	726,617	848,997	3,765,042	3,872,206
6	Arabia Insurance- Jordan	3,135,429	3,281,214	511,168	304,740	3,646,597	3,585,954	173,842	197,364	3,820,439	3,783,318	1,249,889	1,069,166	5,070,328	4,852,484
7	Jerusalem Insurance	2,850,978	2,945,427	802,845	866,401	3,653,823	3,811,828	70,562	62,671	3,724,385	3,874,499	1,420,940	1,278,322	5,145,325	5,152,821
8	Al-Nisr Al-Arabi Insurance	46,934	132,389	3,887	14,063	50,821	146,452	3,044	5,490	53,865	151,942	12,759	58,599	66,624	210,541
9	Jordan French Insurance	3,159,271	3,092,009	667,348	429,427	3,826,619	3,521,436	175,239	202,870	4,001,858	3,724,306	1,511,622	1,745,503	5,513,480	5,469,809
10	Arab Union International Ins.	1,696,283	2,096,496	947,216	511,145	2,643,499	2,607,641	104,082	56,197	2,747,581	2,663,838	1,252,431	1,016,784	4,000,012	3,680,622
11	Delta Insurance	3,424,195	2,753,196	217,275	273,068	3,641,470	3,026,264	153,112	195,272	3,794,582	3,221,536	487,408	659,929	4,281,990	3,881,465
12	Jordan Emirates Insurance	1,809,006	1,093,439	299,107	779,829	2,108,113	1,873,268	41,672	92,173	2,149,785	1,965,441	1,676,155	2,113,556	3,825,940	4,078,997
13	Holy Land Insurance	581,499	347,084	3,053,353	2,224,245	3,634,852	2,571,329	43,861	52,748	3,678,713	2,624,077	992,677	781,491	4,671,390	3,405,568
14	Arab Life & Accidents Ins.	2,364,393	2,562,633	687,793	496,990	3,052,186	3,059,623	131,938	114,109	3,184,124	3,173,732	1,334,885	1,313,664	4,519,009	4,487,396
15	Philadelphia Insurance	1,557,675	1,717,996	301,204	359,313	1,858,879	2,077,309	66,316	92,509	1,925,195	2,169,818	439,571	464,329	2,364,766	2,634,147
16	Jordan International Ins. (Newton)	101,049	100,739			101,049	100,739			101,049	100,739	9,187	77,026	110,236	177,765
17	Euro Arab Insurance Group	2,826,990	2,559,262	731,650	713,665	3,558,640	3,272,927	174,633	167,691	3,733,273	3,440,618	1,854,478	1,626,378	5,587,751	5,066,996
18	Islamic Insurance	2,800,054	2,913,708	375,295	428,330	3,175,349	3,342,038	172,800	152,771	3,348,149	3,494,809	912,195	1,022,546	4,260,344	4,517,355
19	Arab Assurers	1,541,748	1,622,128	1,656,768	1,830,702	3,198,516	3,452,830			3,198,516	3,452,830	1,206,182	1,268,593	4,404,698	4,721,423
20	Arab Jordanian Ins. Group	2,561,832	1,886,191	752,511	875,561	3,314,343	2,761,752	151,973	103,404	3,466,316	2,865,156	675,032	535,008	4,141,348	3,400,164
21	Arab Orient Insurance (gig)	2,875,588	3,073,388	2,229,190	1,651,559	5,104,778	4,724,947	222,654	251,460	5,327,432	4,976,407	4,841,243	4,774,915	10,168,675	9,751,322
22	MEDGULF Insurance	2,982,738	2,629,432	632,711	560,647	3,615,449	3,190,079	172,057	176,427	3,787,506	3,366,506	1,515,405	1,432,995	5,302,911	4,799,501
23	SOLIDARITY-First Insurance	2,998,788	2,672,735	385,123	356,123	3,383,911	3,028,858	184,349	149,770	3,568,260	3,178,628	1,321,412	1,230,108	4,889,672	4,408,736
	Total	53,907,490	51,034,298	18,467,172	16,646,246	72,374,662	67,680,544	2,587,471	2,909,393	74,962,133	70,589,937	33,632,949	32,338,944	108,595,082	102,928,881

Table (8)
Companies Classification & Share of Paid Claims (Inside Jordan) As in 30/6/2017 JD
(Allocated according to non life insurances, Life and medical insurances and total paid claims)

Tbl. 1-4

Classification of Companies According to Non-Life Insurances Claims						Classification of Companies According to Life Insurances Claims					Classification of Companies According to Total Paid Claims						
No.	Companies	30/6/2017		30/6/2016		No.	Companies	30/6/2017		30/6/2016		No.	Companies	30/6/2017		30/6/2016	
		Non-Life Insurances	Share % Non-Life	Share %	No.			Life Insurances	Share % Life &	% Share	No.			Total Claims	Share % Paid Claims %	Share %	No.
1	Arab Orient Insurance (gig)	49,737,157	23.90	19.74	1	1	Jordan Insurance	8,325,227	40.24	34.89	1	1	Arab Orient Insurance (gig)	49,737,157	21.73	18.2	1
2	Jordan Insurance	14,528,834	6.98	7.96	3	2	MetLife Alico	3,665,254	17.71	16.77	2	2	Jordan Insurance	22,854,061	9.99	10.07	2
3	SOLIDARITY-First Insurance	11,789,345	5.66	4.73	5	3	Al-Nisr Al-Arabi Insurance	3,137,117	15.16	13.95	3	3	SOLIDARITY-First Insurance	12,709,864	5.55	4.48	6
4	Jordan International Ins. (Newton)	11,367,060	5.46	3.68	9	4	Arabia Insurance-Jordan	1,013,357	4.90	2.59	7	4	Jordan International Ins. (Newton)	11,769,334	5.14	3.62	10
5	Jordan French Insurance	9,424,493	4.53	5.12	4	5	Middle East Insurance	941,082	4.55	6.15	5	5	Middle East Insurance	9,955,429	4.35	8.45	3
6	Middle East Insurance	9,014,347	4.33	8.65	2	6	SOLIDARITY-First Insurance	920,519	4.45	1.59	12	6	Jordan French Insurance	9,661,210	4.22	4.91	5
7	MEDGULF Insurance	8,695,673	4.18	3.52	10	7	Islamic Insurance	845,399	4.09	9.15	4	7	Euro Arab Insurance Group	9,098,371	3.98	3.83	8
8	Euro Arab Insurance Group	8,597,577	4.13	3.95	8	8	Euro Arab Insurance Group	500,794	2.42	2.37	10	8	Islamic Insurance	8,704,196	3.80	4.98	4
9	Islamic Insurance	7,858,797	3.78	4.63	6	9	Jordan International Ins. (Newton)	402,274	1.94	2.92	6	9	MEDGULF Insurance	8,695,673	3.80	3.24	11
10	National Insurance	7,763,779	3.73	4.16	7	10	Arab Life & Accidents Ins.	362,362	1.75	2.47	9	10	Al-Nisr Al-Arabi Insurance	7,846,816	3.43	3.70	9
11	United Insurance	7,513,087	3.61	3.24	11	11	Jordan French Insurance	236,717	1.14	2.48	8	11	National Insurance	7,835,228	3.42	3.9	7
12	Arabia Insurance-Jordan	6,721,105	3.23	3.16	13	12	Arab Jordanian Ins. Group	149,757	0.72	1.13	13	12	Arabia Insurance-Jordan	7,734,462	3.38	3.11	13
13	Jerusalem Insurance	6,237,581	3.00	3.16	14	13	National Insurance	71,449	0.35	0.83	14	13	United Insurance	7,558,601	3.30	3.16	12
14	Delta Insurance	5,973,800	2.87	2.59	17	14	Jerusalem Insurance	65,439	0.32	0.03	17	14	Jerusalem Insurance	6,303,020	2.75	2.91	16
15	Arab Jordanian Ins. Group	5,820,545	2.80	2.14	20	15	United Insurance	45,514	0.22	2.15	11	15	Delta Insurance	5,980,466	2.61	2.39	18
16	Arab Life & Accidents Ins.	5,546,960	2.66	2.96	15	16	Delta Insurance	6,666	0.03	0.07	16	16	Arab Jordanian Ins. Group	5,970,302	2.61	2.06	19
17	Arab Assurers	5,108,236	2.45	2.58	18	17	Arab Assurers	1,532	0.01	0.46	15	17	Arab Life & Accidents Ins.	5,909,322	2.58	2.93	15
18	Holy Land Insurance	4,718,087	2.27	1.60	22	18	Al Manara Insurance		0.00			18	Arab Assurers	5,109,768	2.23	2.41	17
19	Al-Nisr Al-Arabi Insurance	4,709,699	2.26	2.83	16	19	Arab Union International Ins.		0.00			19	MetLife Alico	4,930,556	2.15	1.96	21
20	Al Manara Insurance	4,472,873	2.15	3.22	12	20	Jordan Emirates Insurance		0.00			20	Holy Land Insurance	4,718,087	2.06	1.48	23
21	Arab Union International Ins.	4,456,452	2.14	1.92	21	21	Philadelphia Insurance		0.00			21	Al Manara Insurance	4,472,873	1.95	2.97	14
22	Jordan Emirates Insurance	4,016,416	1.93	2.21	19	22	Holy Land Insurance		0.00			22	Arab Union International Ins.	4,456,452	1.95	1.77	22
23	Philadelphia Insurance	2,810,510	1.35	1.55	23	23	Arab Orient Insurance (gig)		0.00			23	Jordan Emirates Insurance	4,016,416	1.76	2.04	20
24	MetLife Alico*	1,265,302	0.61	0.70	24	24	MEDGULF Insurance		0.00			24	Philadelphia Insurance	2,810,510	1.23	1.43	24
	Total	208,147,715	100	100			Total	20,690,459	100	100		Total	228,838,174	100	100		

* Companies under the numbers 18-24 dont practice Life Insurance

Table (8)
Companies Classification & Share of Paid Claims (Inside Jordan) As in 30/6/2017 JD

Tbl. 2-4

Marine & Transport					Fire & Other Property Damages						
No.	Companies	30/6/2017		30/6/2016		No.	Companies	30/6/2017		30/6/2016	
		Paid Claims	Share %	Share %	No.			Paid Claims	Share %	Share %	No.
1	Jordan International Ins. (Newton)	458,521	19.82	5.12	7	1	Arab Orient Insurance (gig)	6,110,432	41.14	1.61	12
2	SOLIDARITY-First Insurance	378,424	16.36	7.00	5	2	Jordan International Ins. (Newton)	3,545,664	23.87	10.91	3
3	Jordan Insurance	328,037	14.18	5.23	6	3	Middle East Insurance	913,871	6.15	32.65	1
4	Delta Insurance	294,657	12.74	3.78	9	4	Jordan Insurance	785,907	5.29	15.30	2
5	Arab Orient Insurance (gig)	167,046	7.22	8.65	4	5	Euro Arab Insurance Group	577,687	3.89	1.95	11
6	Jordan French Insurance	162,056	7.01	0.84	17	6	Jerusalem Insurance	415,402	2.80	2.43	9
7	Euro Arab Insurance Group	116,632	5.04	0.69	19	7	Islamic Insurance	356,740	2.40	9.89	4
8	Al Manara Insurance	77,033	3.33	0.86	16	8	Al Manara Insurance	335,378	2.26	8.30	5
9	Middle East Insurance	52,694	2.28	26.12	1	9	MEDGULF Insurance	277,566	1.87	0.67	15
10	Arab Jordanian Ins. Group	45,481	1.97	1.71	14	10	United Insurance	275,998	1.86	0.65	16
11	Al-Nisr Al-Arabi Insurance	42,480	1.84	11.53	3	11	Arab Jordanian Ins. Group	267,403	1.80	0.15	19
12	Jerusalem Insurance	36,178	1.56	3.62	10	12	Arab Life & Accidents Ins.	266,226	1.79	0.16	18
13	National Insurance	33,482	1.45	11.88	2	13	National Insurance	153,603	1.03	2.91	8
14	Arabia Insurance-Jordan	30,090	1.30	2.54	11	14	SOLIDARITY-First Insurance	152,244	1.02	4.41	6
15	MEDGULF Insurance	22,227	0.96	0.30	20	15	Al-Nisr Al-Arabi Insurance	149,865	1.01	2.22	10
16	Arab Assurers	21,964	0.95	2.50	12	16	Jordan French Insurance	95,256	0.64	3.45	7
17	United Insurance	17,527	0.76	0.98	15	17	Delta Insurance	49,309	0.33	0.96	14
18	Arab Life & Accidents Ins.	15,402	0.67	3.84	8	18	Holy Land Insurance	46,697	0.31	0.07	20
19	Islamic Insurance	12,026	0.52	2.01	13	19	Arabia Insurance-Jordan	31,957	0.22	0.03	21
20	Arab Union International Ins.	1,474	0.06	0.73	18	20	Arab Assurers	27,426	0.18	0.25	17
21	Jordan Emirates Insurance*	0	0.00	0.05	21	21	Jordan Emirates Insurance	17,341	0.12	1.01	13
22	Holy Land Insurance*	0	0.00	0.00	23	22	Philadelphia Insurance	1,452	0.01	0.00	22
23	Philadelphia Insurance*	0	0.00	0.00	22	23	Arab Union International Ins*	0.00	0.00	0.00	23
24	MetLife Alico**	0	0.00	0.00	24	24	MetLife Alico**	0.00	0.00	0.00	24
Total		2,313,431	100	100		Total		14,853,424	100	100	

* The company didn't pay marine and transport claims for the mid year 2017.

* The company didn't pay fire claims for the mid year 2017

** The Company doesn't practice marine & fire Insurances.

Table (8)
Companies Classification & Share of Paid Claims (Inside Jordan) As in 30/6/2017 JD

Tbl. 3-4

General Accidents						Motor(Compulsory(Third Party Liability Insurance) & Comprehensive (Own Damages)					
No.	Companies	30/6/2017		30/6/2016		No.	Companies	30/6/2017		30/6/2016	
		Paid Claims	Share %	Share %	No.			Paid Claims	Share %	Share %	No.
1	SOLIDARITY-First Insurance	1,197,288	51.43	6.54	4	1	Jordan Insurance	10,667,458	9.82	8.62	2
2	Arab Orient Insurance (gig)	438,914	18.85	33.08	1	2	Arab Orient Insurance (gig)	10,168,675	9.36	9.47	1
3	Jordan International Ins. (Newton)	183,257	7.87	0.99	15	3	Middle East Insurance	6,202,599	5.71	5.42	3
4	Jordan French Insurance	72,055	3.10	13.61	2	4	Euro Arab Insurance Group	5,587,751	5.15	4.92	7
5	Middle East Insurance	67,742	2.91	4.81	7	5	National Insurance	5,562,442	5.12	5.32	4
6	Islamic Insurance	67,125	2.88	2.41	9	6	Jordan French Insurance	5,513,480	5.08	5.31	5
7	Euro Arab Insurance Group	56,769	2.44	2.39	10	7	MEDGULF Insurance	5,302,911	4.88	4.66	9
8	Al-Nisr Al-Arabi Insurance	54,226	2.33	2.11	12	8	Jerusalem Insurance	5,145,325	4.74	5.01	6
9	Arabia Insurance-Jordan	40,797	1.75	2.11	11	9	Arabia Insurance-Jordan	5,070,328	4.67	4.71	8
10	MetLife Alico	33,188	1.43	1.62	14	10	SOLIDARITY-First Insurance	4,889,672	4.50	4.28	14
11	National Insurance	32,612	1.40	9.83	3	11	Holy Land Insurance	4,671,390	4.30	3.31	19
12	Delta Insurance	21,053	0.90	0.96	16	12	Arab Life & Accidents Ins.	4,519,009	4.16	4.36	12
13	Jordan Insurance	14,310	0.61	6.12	5	13	Arab Assurers	4,404,698	4.06	4.59	10
14	Arab Life & Accidents Ins.	8,934	0.38	0.93	17	14	Delta Insurance	4,281,990	3.94	3.77	16
15	Arab Jordanian Ins. Group	8,432	0.36	1.95	13	15	Islamic Insurance	4,260,344	3.92	4.39	11
16	MEDGULF Insurance	8,408	0.36	0.52	19	16	Arab Jordanian Ins. Group	4,141,348	3.81	3.30	20
17	Al Manara Insurance	5,483	0.24	0.10	22	17	United Insurance	4,073,042	3.75	4.30	13
18	United Insurance	4,599	0.20	0.83	18	18	Arab Union International Ins.	4,000,012	3.68	3.58	18
19	Jerusalem Insurance	4,384	0.19	5.30	6	19	Jordan Emirates Insurance	3,825,940	3.52	3.96	15
20	Arab Union International Ins.	3,135	0.13	3.32	8	20	Al Manara Insurance	3,765,042	3.47	3.76	17
21	Arab Assurers	3,009	0.13	0.30	20	21	Philadelphia Insurance	2,364,766	2.18	2.56	21
22	Jordan Emirates Insurance	2,262	0.10	0.1	21	22	Jordan International Ins. (Newton)	110,236	0.10	0.17	23
23	Holy Land Insurance*	0	0.00	0.07	23	23	Al-Nisr Al-Arabi Insurance	66,624	0.06	0.20	22
24	Philadelphia Insurance*	0	0.00	0	24	24	MetLife Alico*	0	0.00	0	24
Total		2,327,982	100	100		Total		108,595,082	100	100	

* The company didn't pay general accidents claims for the mid year 2017.

* The Company dosent practice motor Insurances

Table (8)
Companies Classification & Share of Paid Claims (Inside Jordan) As in 30/6/2017 JD

Tbl. 4-4

Life						Medical					
No.	Companies	30/6/2017		30/6/2016		No.	Companies	30/6/2017		30/6/2016	
		Paid Claims	Share %	Share %	No.			Paid Claims	Share %	Share %	No.
1	Jordan Insurance	8,325,227	40.24	34.41	1	1	Arab Orient Insurance (gig)	32,852,090	41.45	42.68	1
2	MetLife Alico	3,665,254	17.71	16.77	2	2	Jordan International Ins. (Newton)	7,069,382	8.92	5.37	4
3	Al-Nisr Al-Arabi Insurance	3,137,117	15.16	13.95	3	3	SOLIDARITY-First Insurance	5,171,717	6.52	5.47	3
4	Arabia Insurance-Jordan	1,013,357	4.90	2.59	7	4	Al-Nisr Al-Arabi Insurance	4,396,504	5.55	6.56	2
5	Middle East Insurance	941,082	4.55	6.15	5	5	Jordan French Insurance	3,504,868	4.42	5.36	5
6	SOLIDARITY-First Insurance	920,519	4.45	1.59	12	6	Islamic Insurance	3,162,562	3.99	2.76	11
7	Islamic Insurance	845,399	4.09	9.15	4	7	United Insurance	3,141,921	3.96	3.08	9
8	Euro Arab Insurance Group	500,794	2.42	2.37	10	8	MEDGULF Insurance	3,084,561	3.89	3.38	8
9	Jordan International Ins. (Newton)	402,274	1.94	2.92	6	9	Jordan Insurance	2,733,122	3.45	3.96	6
10	Arab Life & Accidents Ins.	362,362	1.75	2.47	9	10	Euro Arab Insurance Group	2,258,738	2.85	3.68	7
11	Jordan French Insurance	236,717	1.14	2.48	8	11	National Insurance	1,981,640	2.50	2.85	10
12	Arab Jordanian Ins. Group	149,757	0.72	1.13	13	12	Middle East Insurance	1,777,441	2.24	1.99	14
13	National Insurance	71,449	0.35	0.83	14	13	Arabia Insurance-Jordan	1,443,666	1.82	1.87	15
14	Jerusalem Insurance	65,439	0.32	0.03	17	14	Arab Jordanian Ins. Group	1,357,881	1.71	1.46	16
15	United Insurance	45,514	0.22	2.15	11	15	MetLife Alico	1,232,114	1.55	2.01	13
16	Delta Insurance	6,666	0.03	0.07	16	16	Arab Life & Accidents Ins.	737,389	0.93	2.32	12
17	Arab Assurers	1,532	0.01	0.46	15	17	Delta Insurance	735,841	0.93	1.26	17
18	Al Manara Insurance					18	Jerusalem Insurance	636,292	0.80	0.90	19
19	Arab Union International Ins.					19	Arab Assurers	626,585	0.79	0.83	20
20	Jordan Emirates Insurance					20	Arab Union International Ins.	451,831	0.57	0.51	21
21	Philadelphia Insurance					21	Philadelphia Insurance	444,292	0.56	0.94	18
22	Holy Land Insurance					22	Al Manara Insurance	289,937	0.37	0.34	23
23	Arab Orient Insurance (gig)					23	Jordan Emirates Insurance	170,873	0.22	0.43	22
24	MEDGULF Insurance					24	Holy Land Insurance*		0.00	0.00	24
Total		20,690,459	100	100		Total		79,261,247	100	100	

* The Companies Under No. (18-24) don't practice Life Insurance.

* The Company under No. 24 does not practice Medical Insurance.

(9)Table
Net Profit (Loss) for 24 Insurance Companies Per Class (as in 30/6/2017 compared with 30/6/2016)
(According to Insurance Branches) JD

Tbl. 1-2

NO.	Companies	Marine		Aviation		Marine+Aviation		Fire & Other Property Damages		Liability		Other Branches		Credit		Motor Compulsory (Third Party Liability Insurance)	
		2017	2016	2017	2016	2017	2016	2017	2016	2017	2016	2017	2016	2017	2016	2017	2016
		1	Jordan Insurance	287,175	367,375			287,175	367,375	206,212	400,850	18,797	31,806	16,978	30,968		
2	Middle East Insurance	374,718	330,924	16,368	11,402	391,086	342,326	99,438	196,844	34,719	59,797	35,167	42,420			676,031-	567,820-
3	National Insurance	251,446	330,381			251,446	330,381	148,175	144,434	190	25,582					9,110-	114,267-
4	United Insurance	57,179	63,674	3,246	1,577	60,425	65,251	89,622	135,828	43,207	35,120	11,283	31,515			465,925	806,765
5	Al Manara Insurance	2,760-	27,540	2,340	294	420-	27,834	8,046	101,605	17,623	3,453	45,456	6,034			96,818-	206,044-
6	Arabia Insurance-Jordan	65,400	72,020			65,400	72,020	59,122	109,223			48,381	94,229	8,005-	10,074	104,702-	86,119
7	Jerusalem Insurance	171,331	159,331			171,331	159,331	89,445	37,901	43,796	14,282	8,893	14,824			813,036-	1,274,178-
8	Al-Nisr Al-Arabi Insurance	105,675	23,340			105,675	23,340	94,933	116,037	30,556	36,749	74,993	87,754			26,597	35,357-
9	Jordan French Insurance	31,388-	11,757	85,337	101,904	53,949	113,661	304,644	368,128	21,542	9,352-	72,576	52,528	392,375	242,690	1,042,008-	501,067-
10	Arab Union International Ins.*	10,755-	41,733			10,755-	41,733	23,101-	5,235-			18,276	9,756			711,897	15,579
11	Delta Insurance	84,633	127,738			84,633	127,738	48,353	84,492	24,793	53,613	17,151	12,513	91,760-	85,276-	386,589-	189,984
12	Jordan Emirates Insurance	1,168-	6,167			1,168-	6,167	2,497	34,986			11,507	24,032			244,693-	186,514-
13	Holy Land Insurance**	1,430	5,642			1,430	5,642	46,800	19,021	19,943	29,607-					401,943	661,642
14	Arab Life & Accidents Ins.	12,081	7,148			12,081	7,148	6,455-	6,847-	12,577	15,877	5,937	732	2,486-	615-	40,403	315,987
15	Philadelphia Insurance**	1,916	2,811			1,916	2,811	10,818	18,633	2,107	612	3,123	1,393			640,632	320,081-
16	MetLife Alico					0	0					335,969	136,359				
17	Jordan International Ins. (Newton)	216,377	167,082	5,441	182	221,818	167,264	27,506-	87,184	10,337-	16,271	17,708-	4,525			2,222-	813,598-
18	Euro Arab Insurance Group	21,218	39,763			21,218	39,763	1,833	21,856	38,768	32,615	7,990	22,359			2,188-	108,159-
19	Islamic Insurance	165,779	200,978			165,779	200,978	129,116	138,293			126,680	112,442			757,967-	791,756-
20	Arab Assurers	42,215	68,404			42,215	68,404	75,045	76,046	33,820	33,261	24,598	23,443	4,661	5,311	319,012	233,229-
21	Arab Jordanian Ins. Group	47,632	32,967			47,632	32,967	142,702	90,777			50,106	18,854			133,118	6,968-
22	Arab Orient Insurance	133,780	214,022	604	2,873-	134,384	211,149	460,717	610,010	72,620	6,857	511,275	475,143			942,746-	481,951-
23	MEDGULF Insurance	143,991	194,543			143,991	194,543	211,517	222,904	28,035	32,884	3,836	3,287			593,864-	631,757-
24	SOLIDARITY-First Insurance	110,502	173,994	5,828	5,040	116,330	179,034	102,275	35,334	45,831	31,715	7,224	52,571			696,022-	1,012,177-
	Total	2,248,407	2,669,334	119,164	117,526	2,367,571	2,786,860	2,274,248	3,038,304	478,587	391,535	1,419,691	1,257,681	294,785	172,184	4,130,928-	6,511,997-

(9)Table
Net Profit (Loss) for 24 Insurance Companies Per Class (as in 30/6/2017 compared with 30/6/2016)
(According to Insurance Branches) JD

Tbl. 2-2

NO.	Companies	Motor				Medical	Non Life (General Insurances)		Life	Net Technical Profit (Loss)		Abroad Net Technical Profit (Loss)		Net Profit (Loss)			
		Comprehensive (Own Damages)		Compulsory+ Comprehensive*			2017	2016		2017	2016	2017	2016	2017	2016	2017	2016
		2017	2016	2017	2016												
1	Jordan Insurance	252,141	2,169,390	250,318-	866,240	69,085	3,940	347,929	1,701,179	893,121	791,652	1,241,050	2,492,831	50,700	411,394-	24,949	1,596,268
2	Middle East Insurance	1,264,716	1,129,672	588,685	561,852	240,301	179,050	1,389,396	1,382,289	459,656	139,444	1,849,052	1,521,733			1,703,871	5,157,678
3	National Insurance	102,671	134,857	93,561	20,590	1,251	66,275-	494,623	454,712	22,737	28,233	517,360	482,945			883,783	546,641
4	United Insurance	427,746	114,930	893,671	921,695	305,989-	38,092-	792,219	1,151,317	13,093	160,336	805,312	1,311,653			603,851	1,352,979
5	Al Manara Insurance	79,944-	231,431	176,762-	25,387	86,383-	21,569-	192,440-	142,744			192,440-	142,744			573,313-	97,341
6	Arabia Insurance-Jordan	327,376	316,830	222,674	402,949	118,176	13,531-	505,748	674,964	8,225	34,017	513,973	708,981			435,060	560,250
7	Jerusalem Insurance	623,929	1,041,414	189,107-	232,764-	250,930	178,359	375,288	171,933	15,714-	59,210	359,574	231,143			578,352	475,460
8	Al-Nisr Al-Arabi Insurance	30,977-	1,029-	4,380-	36,386-	319,298	525,616	621,075	753,110	605,204	563,039	1,226,279	1,316,149			1,085,315	1,335,845
9	Jordan French Insurance	1,287,346	835,808	245,338	334,741	27,025	57,790-	1,117,449	1,044,606	148,270	177,009	1,265,719	1,221,615			784,919	714,577
10	Arab Union International Ins.	571,106-	237,237-	140,791	221,658-	12,691-	11,153-	112,520	186,557-			112,520	186,557-			70,770-	283,081-
11	Delta Insurance	279,922	13,864	106,667-	203,848	39,927-	7,003	63,424-	403,931	39,353	33,173	24,071-	437,104			28,086	392,011
12	Jordan Emirates Insurance	424,375-	88,796-	669,068-	275,310-	51,403-	51,417-	707,635-	261,542-			707,635-	261,542-			865,469-	575,035-
13	Holy Land Insurance	233,408-	183,022-	168,535	478,620			236,708	473,676			236,708	473,676			80,256	242,634
14	Arab Life & Accidents Ins.	553,493	423,200	593,896	739,187	45,354	36,656-	660,904	718,826	20,000	10,000	680,904	728,826	97,320-	212,079-	177,929	374,453
15	Philadelphia Insurance	354,278-	336,485	286,354	16,404	12,099	51,462	316,417	91,315			316,417	91,315			263,538	70,156
16	MetLife Alico			0	0	288,435	207,143	624,404	343,502	1,645,342	608,362	2,269,746	951,864			1,876,851	1,285,557
17	Jordan International Ins. (Newton)	8,695	824,661	6,473	11,063	225,700-	52,761	52,960-	339,068	12,756-	70-	65,716-	338,998			327,459	592,092
18	Euro Arab Insurance Group	618,348	489,979	616,160	381,820	271,827-	306,309-	414,142	192,104	5,951-	49,933	408,191	242,037			427,254	289,851
19	Islamic Insurance	169,552	85,304	588,415-	706,452-	682,495-	262,556-	849,335-	517,295-	776,299	905,432	73,036-	388,137			1,470,949	1,115,276
20	Arab Assurers	239,581	86,631	558,593	146,598-	83,050-	314,558	655,882	374,425	9,516-	16,241-	646,366	358,184			566,173	281,406
21	Arab Jordanian Ins. Group	295,730	359,606	428,848	352,638	331,284	356,438	1,000,572	851,674	55,583	43,424	1,056,155	895,098			723,865	548,371
22	Arab Orient Insurance	2,300,534	2,197,355	1,357,788	1,715,404	11,777,234-	3,507,034	9,240,450-	6,525,597			9,240,450-	6,525,597			7,905,745-	3,768,708
23	MEDGULF Insurance	509,410	151,624	84,454-	480,133-	581,143-	160,361-	278,218-	186,876-			278,218-	186,876-			292,200-	50,576
24	SOLIDARITY-First Insurance	570,932	922,888	125,090-	89,289-	201,624-	41,982-	55,054-	167,383	88,996-	38,126	144,050-	205,509			636,896	434,809
	Total	8,138,034	11,355,845	4,007,106	4,843,848	12,616,228-	4,315,673	1,774,240-	16,806,085	4,553,950	3,625,079	2,779,710	20,431,164	46,620-	623,473-	2,971,859	20,424,823

(10)Table

Motor Net Profit (Loss) As in 30/6/2017 Compared with 30/6/2016 Results of (23) Insurance companies
(Jordan International Insurance Newton ,Al-Nisr Al-Arabi Insurance Motor License was annuled)

.No	Companies	Compulsory T.P.L /Jordanian Vehicles		Compulsory T.P.L from Comprehensive		Total Jordanian Vehicles		Compulsory T.P.L Foreign Vehicles		Total Compulsory/T.P.L		Comprehensive (Own Damages)		Total Motors	
		2017	2016	2017	2016	2017	2016	2017	2016	2017	2016	2017	2016	2017	2016
1	Jordan Insurance	98,203-	680,425-	559,658-	809,831-	657,861-	1,490,256-	155,402	187,106	502,459-	1,303,150-	252,141	2,169,390	250,318-	866,240
2	Middle East	664,395-	562,578-	179,970-	150,371-	844,365-	712,949-	168,334	145,129	676,031-	567,820-	1,264,716	1,129,672	588,685	561,852
3	National Insurance	379,239-	290,767-	151,539	139,002-	227,700-	429,769-	218,590	315,502	9,110-	114,267-	102,671	134,857	93,561	20,590
4	United Insurance	554,415	945,819	138,539-	420,625-	415,876	525,194	50,049	281,571	465,925	806,765	427,746	114,930	893,671	921,695
5	Al Manara Insurance	556,644-	290,782-	294,253	50,285	262,391-	240,497-	165,573	34,453	96,818-	206,044-	79,944-	231,431	176,762-	25,387
6	Arabia Insurance- Jordan	18,210-	454,265-	228,071-	391,401	246,281-	62,864-	141,579	148,983	104,702-	86,119	327,376	316,830	222,674	402,949
7	Jerusalem Insurance	883,962-	934,091-	36,436-	732,352-	920,398-	1,666,443-	107,362	392,265	813,036-	1,274,178-	623,929	1,041,414	189,107-	232,764-
8	Al-Nisr Al-Arabi Insurance	24,349-	39,314-	23,297	13,892	1,052-	25,422-	27,649	9,935-	26,597	35,357-	30,977-	1,029-	4,380-	36,386-
9	Jordan French Insurance	1,159,014-	90,061-	106,575	410,500-	1,052,439-	500,561-	10,431	506-	1,042,008-	501,067-	1,287,346	835,808	245,338	334,741
10	Arab Union International Ins.	692,685	230,207	61,180-	251,897-	631,505	21,690-	80,392	37,269	711,897	15,579	571,106-	237,237-	140,791	221,658-
11	Delta Insurance	358,212-	217,812	142,988-	65,600-	501,200-	152,212	114,611	37,772	386,589-	189,984	279,922	13,864	106,667-	203,848
12	Jordan Emirates Insurance	545,489-	149,587-	11,309-	197,864-	556,798-	347,451-	312,105	160,937	244,693-	186,514-	424,375-	88,796-	669,068-	275,310-
13	Holy Land Insurance	423,560-	182,290-	582,418	738,142	158,858	555,852	243,085	105,790	401,943	661,642	233,408-	183,022-	168,535	478,620
14	Arab Life & Accidents Ins.	158,038	191,161	187,744-	36,955-	29,706-	154,206	70,109	161,781	40,403	315,987	553,493	423,200	593,896	739,187
15	Philadelphia Insurance	667,575	138,184-	61,105-	389,038-	606,470	527,222-	34,162	207,141	640,632	320,081-	354,278-	336,485	286,354	16,404
16	Jordan International Ins. (Newton)	2,222-	813,598-			2,222-	813,598-			2,222-	813,598-	8,695	824,661	6,473	11,063
17	Euro Arab Insurance Group	167,648	198,270-	226,569-	168,217-	58,921-	366,487-	56,733	258,328	2,188-	108,159-	618,348	489,979	616,160	381,820
18	Islamic Insurance	615,753-	775,893-	236,494-	130,092-	852,247-	905,985-	94,280	114,229	757,967-	791,756-	169,552	85,304	588,415-	706,452-
19	Arab Assurers	629,042	4,674-	519,733-	512,624-	109,309	517,298-	209,703	284,069	319,012	233,229-	239,581	86,631	558,593	146,598-
20	Arab Jordanian Ins. Group	116,925-	158,287	56,856-	215,884-	173,781-	57,597-	306,899	50,629	133,118	6,968-	295,730	359,606	428,848	352,638
21	Arab Orient Insurance	453,126-	544,433	647,209-	1,121,452-	1,100,335-	577,019-	157,589	95,068	942,746-	481,951-	2,300,534	2,197,355	1,357,788	1,715,404
22	MEDGULF Insurance	715,462-	481,733-	148,233-	184,771-	863,695-	666,504-	269,831	34,747	593,864-	631,757-	509,410	151,624	84,454-	480,133-
23	SOLIDARITY-First Insurance	673,383-	722,398-	201,396-	432,090-	874,779-	1,154,488-	178,757	142,311	696,022-	1,012,177-	570,932	922,888	125,090-	89,289-
	Total	4,818,745-	4,521,191-	2,485,408-	5,175,445-	7,304,153-	9,696,636-	3,173,225	3,184,639	4,130,928-	6,511,997-	8,138,034	11,355,845	4,007,106	4,843,848

Table (11)
Companies Classification According to Profit (Loss) as in 30/6/2017 (Inside Jordan) JD

Tbl. 1-3

Marine & Transport						Fire & Other Property Damages					
No.	Companies	30/6/2017		30/6/2016		No.	Companies	30/6/2017		30/6/2016	
		Profit (Loss)	Share %	Share %	No.			Profit (Loss)	Share %	Share %	No.
1	Middle East Insurance	391,086	16.52	12.28	2	1	Arab Orient Insurance (gig)	460,717	20.26	20.05	1
2	Jordan Insurance	287,175	12.13	13.19	1	2	Jordan French Insurance	304,644	13.40	12.10	3
3	National Insurance	251,446	10.62	11.85	3	3	MEDGULF Insurance	211,517	9.30	7.33	2
4	Jordan International Ins. (Newton)	221,818	9.37	6.00	8	4	Jordan Insurance	206,212	9.07	13.31	2
5	Jerusalem Insurance	171,331	7.24	5.72	9	5	National Insurance	148,175	6.52	4.75	6
6	Islamic Insurance	165,779	7.00	7.21	5	6	Arab Jordanian Ins. Group	142,702	6.27	2.98	12
7	MEDGULF Insurance	143,991	6.08	6.98	6	7	Islamic Insurance	129,116	5.68	4.55	7
8	Arab Orient Insurance (gig)	134,384	5.68	7.58	4	8	SOLIDARITY-First Insurance	102,275	4.50	1.16	17
9	SOLIDARITY-First Insurance	116,330	4.91	6.42	7	9	Middle East Insurance	99,438	4.37	6.47	5
10	Al-Nisr Al-Arabi Insurance	105,675	4.46	0.84	19	10	Al-Nisr Al-Arabi Insurance	94,933	4.17	3.81	9
11	Delta Insurance	84,633	3.57	4.58	10	11	United Insurance	89,622	3.94	4.46	8
12	Arabia Insurance-Jordan	65,400	2.76	2.58	12	12	Jerusalem Insurance	89,445	3.93	1.25	16
13	United Insurance	60,425	2.55	2.34	14	13	Arab Assurers	75,045	3.30	2.50	15
14	Jordan French Insurance	53,949	2.28	4.08	11	14	Arabia Insurance-Jordan	59,122	2.60	3.59	10
15	Arab Jordanian Ins. Group	47,632	2.01	1.18	17	15	Delta Insurance	48,353	2.08	2.78	14
16	Arab Assurers	42,215	1.78	2.45	13	16	Holy Land Insurance	46,800	2.06	0.63	20
17	Euro Arab Insurance Group	21,218	0.90	1.43	16	17	Philadelphia Insurance	10,818	0.48	0.61	21
18	Arab Life & Accidents Ins.	12,081	0.51	0.26	20	18	Al Manara Insurance	8,046	0.35	3.34	11
19	Philadelphia Insurance	1,916	0.08	0.10	23	19	Jordan Emirates Insurance	2,497	0.11	1.15	18
20	Holy Land Insurance	1,430	0.06	0.20	22	20	Euro Arab Insurance Group	1,833	0.08	0.72	19
21	Al Manara Insurance	420-	0.02-	1.00	18	21	Arab Life & Accidents Ins.	6,455-	0.28-	0.23-	23
22	Jordan Emirates Insurance	1,168-	0.05-	0.22	21	22	Arab Union International Ins.	23,101-	1.02-	0.17-	22
23	Arab Union International Ins.	10,755-	0.45-	1.50	15	23	Jordan International Ins. (Newton)	27,506-	1.21-	2.87	13
24	MetLife Alico *	0	0.00			24	MetLife Alico*	0	0.00		
Total		2,367,571	100	100		Total		2,274,248	100	100	

* The Company dosent practice marine & fire Insurances.

Table (11)
Companies Classification According to Profit (Loss) as in 30/6/2017 (Inside Jordan) JD

Tbl. 2-3

General Accidents					Motor(Compulsory(Third Party Liability Insurance) & Comprehensive (Own Damages))						
No.	Companies	30/6/2017		30/6/2016		No.	Companies	30/6/2017		30/6/2016	
		Profit (Loss)	Share %	Share %	No.			Profit (Loss)	Share %	Share %	No.
1	Arab Orient Insurance (gig)	583,895	30.76	27.84	1	1	Arab Orient Insurance (gig)	1,357,788	33.88	35.38	1
2	MetLife Alico	335,969	17.70	7.88	2	2	United Insurance	893,671	22.30	19.01	2
3	Islamic Insurance	126,680	6.67	6.49	4	3	Euro Arab Insurance Group	616,160	15.38	7.88	8
4	Al-Nisr Al-Arabi Insurance	105,549	5.56	7.19	3	4	Arab Life & Accidents Ins.	593,896	14.82	15.25	4
5	Jordan French Insurance	94,118	4.96	2.49	14	5	Middle East Insurance	588,685	14.69	11.59	5
6	Middle East Insurance	69,886	3.68	5.90	5	6	Arab Assurers	558,593	13.94	3.02-	18
7	Al Manara Insurance	63,079	3.32	0.55	22	7	Arab Jordanian Ins. Group	428,848	10.70	7.26	9
8	Arab Assurers	58,418	3.08	3.28	12	8	Philadelphia Insurance	286,354	7.15	0.34	14
9	United Insurance	54,490	2.87	3.85	10	9	Jordan French Insurance	245,338	6.12	6.90	10
10	SOLIDARITY-First Insurance	53,055	2.79	4.86	8	10	Arabia Insurance-Jordan	222,674	5.56	8.31	7
11	Jerusalem Insurance	52,689	2.78	1.68	16	11	Holy Land Insurance	168,535	4.21	9.87	6
12	Arab Jordanian Ins. Group	50,106	2.64	1.09	20	12	Arab Union International Ins.	140,791	3.51	4.57-	19
13	Arabia Insurance-Jordan	48,381	2.55	5.44	6	13	National Insurance	93,561	2.33	0.42	13
14	Euro Arab Insurance Group	46,758	2.46	3.18	13	14	Jordan International Ins. (Newton)	6,473	0.16	0.23	15
15	Delta Insurance	41,944	2.21	4.06	9	15	Al-Nisr Al-Arabi Insurance	4,380-	0.11-	0.75-	16
16	Jordan Insurance	35,775	1.88	3.64	11	16	MEDGULF Insurance	84,454-	2.11-	9.90-	22
17	MEDGULF Insurance	31,871	1.68	2.09	15	17	Delta Insurance	106,667-	2.66-	4.20	11
18	Holy Land Insurance	19,943	1.05	1.71-	24	18	SOLIDARITY-First Insurance	125,090-	3.12-	1.84-	17
19	Arab Life & Accidents Ins.	18,514	0.98	0.96	21	19	Al Manara Insurance	176,762-	4.41-	0.52	12
20	Arab Union International Ins.	18,276	0.96	5.06	7	20	Jerusalem Insurance	189,107-	4.72-	4.80-	20
21	Jordan Emirates Insurance	11,507	0.61	1.39	18	21	Jordan Insurance	250,318-	6.25-	17.97	3
22	Philadelphia Insurance	5,230	0.28	0.12	23	22	Islamic Insurance	588,415-	14.68-	14.57-	23
23	National Insurance	190	0.01	1.48	17	23	Jordan Emirates Insurance	669,068-	16.70-	5.68-	21
24	Jordan International Ins. (Newton)	28,045-	1.48-	1.20	19	24	MetLife Alico	0.00	0.00		
Total		1,898,278	100	100		Total		4,007,106	100	100	

Table (11)
Companies Classification According to Profit (Loss) as in 30/6/2017 (Inside Jordan) JD

Life					Medical						
No	Companies	30/6/2017		30/6/2016		No	Companies	30/6/2017		30/6/2016	
		Profit (Loss)	Share %	Share %	No.			Profit (Loss)	Share %	No.	
1	MetLife Alico	1,645,342	36.13	16.83	3	1	Arab Jordanian Ins. Group	331,284	8.27	3	
2	Jordan Insurance	893,121	19.61	22.02	2	2	Al-Nisr Al-Arabi Insurance	319,298	12.30	2	
3	Islamic Insurance	776,299	17.05	25.05	1	3	MetLife Alico	288,435	4.81	5	
4	Al-Nisr Al-Arabi Insurance	605,204	13.29	15.58	4	4	Jerusalem Insurance	250,930	4.14	7	
5	Middle East Insurance	459,656	10.09	3.86	7	5	Middle East Insurance	240,301	4.16	6	
6	Jordan French Insurance	148,270	3.26	4.90	5	6	Arabia Insurance-Jordan	118,176	0.31-	13	
7	Arab Jordanian Ins. Group	55,583	1.22	1.20	10	7	Jordan Insurance	69,085	0.14	11	
8	Delta Insurance	39,353	0.86	0.92	12	8	Arab Life & Accidents Ins.	45,354	0.85-	15	
9	National Insurance	22,737	0.50	0.78	13	9	Jordan French Insurance	27,025	1.34-	19	
10	Arab Life & Accidents Ins.	20,000	0.44	0.28	15	10	Philadelphia Insurance	12,099	1.19	8	
11	United Insurance	13,093	0.29	4.44	6	11	National Insurance	1,251	1.54-	20	
12	Arabia Insurance-Jordan	8,225	0.18	0.94	11	12	Arab Union International Ins.	12,691-	0.26-	12	
13	Euro Arab Insurance Group	5,951-	0.13-	1.38	9	13	Delta Insurance	39,927-	0.16	10	
14	Arab Assurers	9,516-	0.21-	0.45-	17	14	Jordan Emirates Insurance	51,403-	1.19-	18	
15	Jordan International Ins. (Newton)	12,756-	0.28-	0.00	16	15	Arab Assurers	83,050-	7.30	4	
16	Jerusalem Insurance	15,714-	0.35-	1.64	8	16	Al Manara Insurance	86,383-	0.50-	14	
17	SOLIDARITY-First Insurance	88,996-	1.95-	0.63	14	17	SOLIDARITY-First Insurance	201,624-	0.97-	17	
18	Al Manara Insurance					18	Jordan International Ins. (Newton)	225,700-	1.02	9	
19	Arab Union International Ins.					19	Euro Arab Insurance Group	271,827-	7.11-	23	
20	Jordan Emirates Insurance					20	United Insurance	305,989-	0.88-	16	
21	Holy Land Insurance					21	MEDGULF Insurance	581,143-	3.72-	21	
22	Philadelphia Insurance					22	Islamic Insurance	682,495-	6.09-	22	
23	Arab Orient Insurance (gig)					23	Arab Orient Insurance (gig)	11,777,234-	81.39	1	
24	MEDGULF Insurance					24	Holy Land Insurance	0	0.00	24	
	Total	4,553,950	100	100			Total	12,616,228-	100		

* The companies classified from 18-24 don't practice Life Insurance.

* The company classified under No. 24 doesn't practice Medical Insurance.

Table (12)

Jordan Insurance Market Indicators (24) Companies

Total Assets - Investments - Paid Up Capital - Shareholders Equity - Retained Earnings (Accumulated Profit & Loss)

As in 30/6/2017 Compared with 31/12/2016 (J.D)

№	Companies	Total Assets		Investments		Paid Up Capital*		Shareholders Equity		Retained Earnings Accumulated Profit & Loss	
		30/6/2017	31/12/2016	30/6/2017	31/12/2016	30/6/2017	31/12/2016	30/6/2017	31/12/2016	30/6/2017	31/12/2016
1	Jordan Insurance	85,424,340	79,624,629	46,584,883	45,365,743	30,000,000	30,000,000	36,498,526	34,635,275	4,843,727	4,843,727
2	MetLife Alico	84,573,845	79,193,251	56,890,417	56,793,926	4,000,000	4,000,000	15,297,806	13,961,457	2,540,713	2,540,713
3	Middle East Insurance	86,763,973	87,383,200	64,856,786	65,856,216	21,000,000	21,000,000	41,330,510	42,183,873	9,710,077	11,894,576
4	National Insurance	27,190,832	25,039,795	15,154,781	15,756,000	8,000,000	8,000,000	10,205,668	10,299,641	327,284	1,412,364
5	United Insurance	36,538,378	37,766,496	20,054,503	20,397,968	8,000,000	8,000,000	13,369,472	13,673,329	2,351,418	3,051,731
6	Al Manara Insurance	15,579,449	16,127,660	9,218,165	10,402,241	5,000,000	7,000,000	4,432,043	5,017,831	573,313-	827,441-
7	Arabia Insurance- Jordan	28,181,379	28,103,451	15,781,372	15,836,280	8,000,000	8,000,000	10,543,399	10,757,516	854,227	1,454,227
8	Jerusalem Insurance	36,015,933	34,675,010	25,804,695	26,918,285	8,000,000	8,000,000	13,382,619	13,444,304	1,624,430	1,686,115
9	Al-Nisr Al-Arabi Insurance	77,754,965	72,914,041	60,208,650	56,571,990	10,000,000	10,000,000	19,903,990	20,757,069	815,836	3,015,836
10	Jordan French Insurance	31,532,453	29,288,102	10,587,955	10,572,419	9,100,000	9,100,000	8,977,491	8,319,969	305,583-	1,090,502-
11	Delta Insurance	23,566,001	25,412,318	16,315,798	16,697,944	8,000,000	8,000,000	9,863,698	10,620,095	546,409	1,108,062
12	Jordan Emirates Insurance	9,381,457	9,670,782	3,708,857	4,091,217	4,000,000	4,000,000	965,332	1,830,801	2,209,271-	2,209,271-
13	Holy Land Insurance	9,037,139	8,665,513	3,772,470	2,857,962	5,000,000	10,000,000	2,452,383	2,378,080	1,183,909-	6,177,956-
14	Philadelphia Insurance	9,609,117	9,599,224	7,057,521	7,155,495	4,000,000	4,000,000	4,664,368	4,411,465	329,072-	329,072-
15	Arab Life & Accidents Ins.	22,817,372	22,242,292	9,037,791	9,903,026	8,000,000	8,000,000	9,280,441	9,165,754	379,276	202,053
16	Arab Union International Ins.	16,720,711	16,866,256	9,205,785	8,362,125	6,000,000	4,000,000	5,458,657	3,529,430	1,804,948-	1,734,175-
17	Arab Assurers	14,825,988	14,337,367	7,194,239	7,348,332	9,215,909	9,215,909	5,032,302	4,462,625	741,311-	741,311-
18	Euro Arab Insurance Group	29,535,734	27,755,056	18,567,017	18,452,439	8,000,000	8,000,000	10,303,951	10,476,697	696,078	1,296,078
19	Islamic Insurance	42,542,938	37,817,839	34,659,792	30,517,149	15,000,000	12,000,000	20,082,767	18,478,993	1,590,539	4,590,539
20	Jordan International Ins. (Newton)	39,611,630	38,786,647	22,255,504	23,196,117	18,150,000	18,150,000	24,356,099	25,116,975	1,809,355	2,898,355
21	Arab Jordanian Ins. Group	19,805,019	19,667,045	7,490,887	7,872,574	9,500,000	9,500,000	6,709,745	5,985,880	28,992	694,873-
22	Arab Orient Insurance (gig)	110,489,043	110,513,441	39,761,824	42,342,151	21,438,252	21,438,252	25,905,025	33,810,770	7,689,467	7,689,467
23	MEDGULF Insurance	28,225,697	26,989,009	9,431,612	9,931,994	10,000,000	10,000,000	6,894,719	7,199,885	2,831,402-	2,539,202-
24	SOLIDARITY-First Insurance	53,031,378	56,945,734	29,260,918	30,377,832	28,000,000	28,000,000	31,541,662	31,405,621	574,354	1,568,048
	Total	938,754,771	915,384,158	542,862,222	543,577,425	265,404,161	267,404,161	337,452,673	341,923,335	26,403,373	32,908,088

Table (13)

Fixed & Other Assets for (24) Insurance Companies As in 30/6/2017 compared with 31/12/2016 (JD)

№	Companies	Fixed Assets		Other Assets	
		30/6/2017	31/12/2016	30/6/2017	31/12/2016
1	Jordan Insurance	1,247,086	1,309,244	1,217,345	1,012,764
2	MetLife Alico	1,036,359	1,065,936	1,031,174	1,222,542
3	Middle East Insurance	5,772,415	5,821,239	929,216	692,323
4	National Insurance	700,643	645,629	1,288,426	1,168,007
5	United Insurance	5,681,808	5,823,388	552,552	619,791
6	Al Manara Insurance	2,041,342	2,060,128	370,312	296,246
7	Arabia Insurance- Jordan	2,667,616	2,736,419	771,966	677,690
8	Jerusalem Insurance	1,134,677	1,132,812	657,701	381,722
9	Al-Nisr Al-Arabi Insurance	3,480,076	3,563,569	1,283,303	1,273,226
10	Jordan French Insurance	1,765,793	1,807,044	985,608	826,436
11	Delta Insurance	3,113,555	3,122,416	244,835	359,740
12	Jordan Emirates Insurance	121,661	139,207	1,662,380	1,054,444
13	Holy Land Insurance	1,997,856	1,918,805	163,756	202,937
14	Philadelphia Insurance	259,987	263,234	199,166	188,777
15	Arab Life & Accidents Ins.	988,810	1,033,872	730,803	387,234
16	Arab Union International Ins.	2,008,017	2,046,790	34,279	150,912
17	Arab Assurers	1,658,310	1,612,450	332,856	277,706
18	Euro Arab Insurance Group	867,606	827,666	697,275	561,489
19	Islamic Insurance	3,293,947	3,341,410	770,828	570,761
20	Jordan International Ins. (Newton)	2,418,706	2,439,096	1,103,348	579,783
21	Arab Jordanian Ins. Group	4,636,659	4,682,984	894,836	938,242
22	Arab Orient Insurance (gig)	5,001,243	5,102,732	1,246,684	1,118,674
23	MEDGULF Insurance	7,882,496	7,768,410	198,860	279,073
24	SOLIDARITY-First Insurance	4,214,278	4,669,642	799,668	296,755
	Total	63,990,946	64,934,122	18,167,177	15,137,274

Table (14)
Reserves for (24) Insurance Companies As in 30/6/2017 Compared with 31/12/2016 JD

No	Companies	Statutory Reserves		Voluntary Reserves	
		30/6/2017	31/12/2016	30/6/2017	31/12/2016
1	Jordan Insurance	7,500,000	7,500,000		
2	MetLife Alico				
3	Middle East Insurance	5,250,000	5,250,000	2,000,000	2,000,000
4	National Insurance	1,155,802	1,155,802	311,000	11,000
5	United Insurance	2,000,000	2,000,000	164,472	164,472
6	Al Manara Insurance	530,874	530,874	17,684	17,684
7	Arabia Insurance- Jordan	1,159,299	1,159,299	174,717	174,717
8	Jerusalem Insurance	2,089,651	2,089,651	1,668,538	1,668,538
9	Al-Nisr Al-Arabi Insurance	2,565,868	2,565,868	1,326,652	1,326,652
10	Jordan French Insurance	1,569,638	1,569,638		
11	Delta Insurance	1,569,090	1,569,090	15,948	15,948
12	Jordan Emirates Insurance	321,037	321,037		
13	Holy Land Insurance	745,254	745,254	22,561	22,561
14	Philadelphia Insurance	768,215	768,215		
15	Arab Life & Accidents Ins.	1,750,945	1,750,945		
16	Arab Union International Ins.	1,263,605	1,263,605		
17	Arab Assurers	795,886	795,886	194,619	194,619
18	Euro Arab Insurance Group	2,361,308	2,361,308	736,674	736,674
19	Islamic Insurance	1,164,943	1,164,943	15,676	15,676
20	Jordan International Ins. (Newton)	2,541,574	2,541,574		
21	Arab Jordanian Ins. Group	928,715	928,715	12,803	12,803
22	Arab Orient Insurance (gig)	4,683,051	4,683,051		
23	MEDGULF Insurance	169,213	169,213		
24	SOLIDARITY-First Insurance	2,501,096	2,501,096		
	Total	45,385,064	45,385,064	6,661,344	6,361,344

Table (15)
Technical Provisions in Jordan Insurance Market As in 30/6/2017 Compared with 31/12/2016 JD

No.	Companies	Net Unearned Premiums Provision		Premium Deficiency Provision		Net Outstanding Claims Provision		Net Mathematical Provision		Other Technical Provisions		Total Technical Provisions	
		30/6/2017	31/12/2016	30/6/2017	31/12/2016	30/6/2017	31/12/2016	30/6/2017	31/12/2016	30/6/2017	31/12/2016	30/6/2017	31/12/2016
1	Jordan Insurance	16,228,465	15,983,522	180,000	179,000	14,441,034	14,894,014	2,154,766	2,290,070			33,004,265	33,346,606
2	Middle East Insurance	8,451,253	8,359,953			14,026,956	13,642,495	4,845,813	5,067,698	250,000	250,000	27,574,022	27,320,146
3	National Insurance	6,467,806	5,314,664			5,447,138	5,304,111	79,995	51,480			11,994,939	10,670,255
4	United Insurance	6,777,798	7,548,092			10,575,478	10,551,115	67,012	57,538			17,420,288	18,156,745
5	Al Manara Insurance	3,576,145	2,491,729			5,495,265	6,150,562					9,071,410	8,642,291
6	Arabia Insurance - Jordan	5,711,427	5,669,457			7,067,352	7,004,966	568,883	568,883			13,347,662	13,243,306
7	Jerusalem Insurance	7,155,036	6,695,575			10,934,958	10,456,857	350,000	350,000			18,439,994	17,502,432
8	Al-Nisr Al-Arabi Insurance	5,709,213	4,463,934			2,122,759	2,049,334	44,546,150	40,582,005			52,378,122	47,095,273
9	Jordan French Insurance	5,890,047	5,285,716			7,366,251	6,231,281	312,623	287,399			13,568,921	11,804,396
10	Arab Union International Ins.	2,816,573	2,194,857	31,310	31,310	4,923,856	6,002,515					7,771,739	8,228,682
11	Delta Insurance	4,240,339	4,623,598			5,847,469	6,266,919	86,607	97,139			10,174,415	10,987,656
12	Jordan Emirates Insurance	3,704,423	2,629,272			2,202,434	2,220,970					5,906,857	4,850,242
13	Holy Land Insurance	4,035,668	3,374,944			1,143,638	1,526,426					5,179,306	4,901,370
14	Arab Life & Accidents Ins.	6,134,840	6,105,197			3,024,413	2,974,832	697,698	689,789			9,856,951	9,769,818
15	Philadelphia Insurance	2,344,310	1,659,317			1,476,838	2,441,283					3,821,148	4,100,600
16	MetLife Alico	1,437,383	1,390,860			2,937,407	2,909,677	59,076,030	55,386,200			63,450,820	59,686,737
17	Jordan International Ins. (Newton)	3,441,787	2,728,447			1,996,783	1,941,867	67,802	40,483			5,506,372	4,710,797
18	Euro Arab Insurance Group	7,974,524	7,376,169			6,201,768	6,608,734	63,799	47,522			14,240,091	14,032,425
19	Islamic Insurance	6,625,923	5,136,100			8,361,332	8,160,113	38,735	38,735			15,025,990	13,334,948
20	Arab Assurers	4,210,621	3,786,381			2,573,436	3,150,616					6,784,057	6,936,997
21	Arab Jordanian Ins. Group	4,664,487	4,631,426			4,901,663	5,489,888	35,837	35,837			9,601,987	10,157,151
22	Arab Orient Insurance (gig)	25,164,604	16,651,359	600,000	600,000	20,755,449	19,574,833					46,520,053	36,826,192
23	MEDGULF Insurance	8,169,634	7,334,149			8,636,627	9,038,749					16,806,261	16,372,898
24	SOLIDARITY-First Insurance	7,400,670	7,860,757			6,072,507	6,037,556	169,340	90,443			13,642,517	13,988,756
	Total	158,332,976	139,295,475	811,310	810,310	158,532,811	160,629,713	113,161,090	105,681,221	250,000	250,000	431,088,187	406,666,719

Table (16)
Gross Administrative Expenses For (24) Insurance Companies Distributed on Insurance Underwriting Branches
As in 30/6/2017 Compared with 30/6/2016 JD

NO.	Companies	Marine & Transport		Aviation		Marine+Aviation		Fire&Other Property Damages		Liability		Other Branches		Credit		Motor			
																Compulsory (Third Party Liability Insurance)		Comprehensive (Own Damages)	
		2017	2016	2017	2016	2017	2016	2017	2016	2017	2016	2017	2016	2017	2016	2017	2016	2017	2016
1	Jordan Insurance	88,580	46,283			88,580	46,283	619,260	290,194	27,019	30,939	2,762	6,684			134,212	386,295	176,208	805,306
2	Middle East Insurance	265,970	283,448	9,012	7,162	274,982	290,610	629,884	575,174	48,800	51,587	7,732	8,204			404,958	395,268	334,191	319,232
3	National Insurance	35,475	32,992			35,475	32,992	87,698	81,239	5,158	8,337					248,884	255,228	108,884	111,660
4	United Insurance	34,332	8,674	332	1,470	34,664	10,144	83,881	42,734	5,183	2,696	1,322	2,315			246,958	147,982	146,843	78,097
5	Al Manara Insurance	14,734	11,348		1,109	14,734	12,457	80,360	74,264	28,137	45,492	4,539	11,109			436,440	446,088	54,555	82,456
6	Arabia Insurance-Jordan	30,686	46,607			30,686	46,607	69,598	75,273			18,193	14,324	13,459	15,179	313,603	363,548	163,600	131,734
7	Jerusalem Insurance	94,797	106,265			94,797	106,265	127,775	85,220	13,730	18,359	2,553	8,413			507,891	483,506	316,162	266,284
8	Al-Nisr Al-Arabi Insurance	24,848	23,110			24,848	23,110	166,350	155,134	56,234	49,446	16,986	13,356			7,001	5,497		
9	Jordan French Insurance	73,537	53,626	15,560	59,199	89,097	112,825	169,226	141,037	5,771	3,239	15,369	13,315	54,573	41,856	541,248	495,958	337,112	221,657
10	Arab Union International Ins.	21,674	18,700			21,674	18,700	17,275	21,080			545	283			534,915	426,787		101,366
11	Delta Insurance	27,998	26,357			27,998	26,357	83,307	67,630	18,117	14,711	5,414	7,242	8,107	6,024	427,531	346,634	111,252	89,583
12	Jordan Emirates Insurance	2,683	3,049			2,683	3,049	10,778	14,478			4,925	5,217			376,233	370,404	159,202	195,070
13	Holy Land Insurance	315	642			315	642	21,755	35,373	2,129	5,942					702,535	603,008	55,828	83,146
14	Arab Life & Accidents Ins.	51,255	52,945			51,255	52,945	112,990	146,452	4,025	9,333	8,080	7,173			655,937	545,032	372,751	295,080
15	Philadelphia Insurance	452	828			452	828	3,658	3,235	218	79	243	215			339,835	305,050		31,746
16	MetLife Alico					0	0					71,301	68,509						
17	Jordan International Ins. (Newton)	138,275	147,635	2,535	5,975	140,810	153,610	215,701	192,865	3,883	25,144	270	6,275						
18	Euro Arab Insurance Group	41,167	38,402			41,167	38,402	57,739	50,787	25,210	25,622	10,114	13,248			333,474	320,316	165,191	154,633
19	Islamic Insurance	91,501	83,940			91,501	83,940	246,392	170,141			109,356	91,113			854,833	817,408	52,417	54,752
20	Arab Assurers	5,430	13,822			5,430	13,822	27,339	29,715	4,162	2,881	6,168	6,566			437,471	389,960	117,086	121,888
21	Arab Jordanian Ins. Group	2,988	61,525			2,988	61,525	14,731	50,339			10,566	22,373			367,893	229,839	92,989	55,415
22	Arab Orient Insurance (gig)	34,520	126,751		3,834	34,520	130,585	287,883	319,948	30,262	36,677	249,909	191,486			536,027	482,944	725,737	653,836
23	MEDGULF Insurance	31,079	44,635			31,079	44,635	164,569	158,487	7,947	7,071	1,086	234			385,675	373,596	212,362	186,546
24	SOLIDARITY-First Insurance	116,203	136,389	20,435	12,564	136,638	148,953	285,769	290,794	40,912	35,907	55,505	104,538			675,202	670,308	94,070	19,782
	Total	1,228,499	1,367,973	47,874	91,313	1,276,373	1,459,286	3,583,918	3,071,593	326,897	373,462	602,938	602,192	76,139	63,059	9,468,756	8,860,656	3,796,440	4,059,269

Table (16)
Gross Administrative Expenses For (24) Insurance Companies Distributed on Insurance Underwriting Branches
As in 30/6/2017 Compared with 30/6/2016 JD

NO.	Companies	Motor		Medical		Non Life Insurances		Life		Gross Expenses	
		Motor (Compulsory (Third Party Liability Ins.) & Comprehensive (Own Damages))		2017	2016	2017	2016	2017	2016	2017	2016
		2017	2016	2017	2016	2017	2016	2017	2016	2017	2016
1	Jordan Insurance	310,420	1,191,601	301,309	131,507	1,349,350	1,697,208	972,400	634,731	2,321,750	2,331,939
2	Middle East Insurance	739,149	714,500	290,368	239,848	1,990,915	1,879,923	201,366	163,752	2,192,281	2,043,675
3	National Insurance	357,768	366,888	142,009	161,263	628,108	650,719	23,583	17,217	651,691	667,936
4	United Insurance	393,801	226,079	185,897	167,754	704,748	451,722	15,431	24,492	720,179	476,214
5	Al Manara Insurance	490,995	528,544	75,231	38,874	693,996	710,740			693,996	710,740
6	Arabia Insurance-Jordan	477,203	495,282	144,033	107,563	753,172	754,228	103,046	96,414	856,218	850,642
7	Jerusalem Insurance	824,053	749,790	232,386	141,241	1,295,294	1,109,288	29,547	8,859	1,324,841	1,118,147
8	Al-Nisr Al-Arabi Insurance	7,001	5,497	727,112	723,457	998,531	970,000	1,343,714	1,247,512	2,342,245	2,217,512
9	Jordan French Insurance	878,360	717,615	675,014	588,003	1,887,410	1,617,890	102,443	96,489	1,989,853	1,714,379
10	Arab Union International Ins.	534,915	528,153	38,325	56,596	612,734	624,812			612,734	624,812
11	Delta Insurance	538,783	436,217	104,819	116,539	786,545	674,720	5,883	3,570	792,428	678,290
12	Jordan Emirates Insurance	535,435	565,474	65,769	42,168	619,590	630,386			619,590	630,386
13	Holy Land Insurance	758,363	686,154			782,562	728,111			782,562	728,111
14	Arab Life & Accidents Ins.	1,028,688	840,112	225,396	353,154	1,430,434	1,409,169	135,310	115,570	1,565,744	1,524,739
15	Philadelphia Insurance	339,835	336,796	31,109	31,970	375,515	373,123			375,515	373,123
16	MetLife Alico			125,563	241,674	196,864	310,183	683,151	839,282	880,015	1,149,465
17	Jordan International Ins. (Newton)			538,521	350,623	899,185	728,517	130,615	131,857	1,029,800	860,374
18	Euro Arab Insurance Group	498,665	474,949	373,540	333,840	1,006,435	936,848	60,740	55,838	1,067,175	992,686
19	Islamic Insurance	907,250	872,160	788,950	646,099	2,143,449	1,863,453	1,011,546	851,765	3,154,995	2,715,218
20	Arab Assurers	554,557	511,848	64,045	67,155	661,701	631,987			661,701	631,987
21	Arab Jordanian Ins. Group	460,882	285,254	232,747	111,864	721,914	531,355	11,724	27,966	733,638	559,321
22	Arab Orient Insurance (gig)	1,261,764	1,136,780	3,258,291	3,398,583	5,122,629	5,214,059			5,122,629	5,214,059
23	MEDGULF Insurance	598,037	560,142	326,643	264,743	1,129,361	1,035,312			1,129,361	1,035,312
24	SOLIDARITY-First Insurance	769,272	690,090	1,130,634	934,377	2,418,730	2,204,659	270,023	64,227	2,688,753	2,268,886
	Total	13,265,196	12,919,925	10,077,711	9,248,895	29,209,172	27,738,412	5,100,522	4,379,541	34,309,694	32,117,953

Table (17)
Takaful Insurance Business (Premiums , Paid Claims) Allocated to Insurance Branches
& Takaful Share of Total Business for the years 1/1/2017-30/6/2017 Compared with 30/6/2016 JD

Underwritten Premiums

No.	Companies	Premiums / Insurance Branch																Total Company's Business		% Company's Market Share		% Company's Takaful Share	
		Marine & Aviation Insurance		Fire Insurance		Liability Insurance		Other Branches		Credit Insurance		Motor Insurance		Medical Insurance		Life Assurance							
		2017	2016	2017	2016	2017	2016	2017	2016	2017	2016	2017	2016	2017	2016	2017	2016	2017	2016	2017	2016	2017	2016
1	Islamic Insurance	415,915	419,701	1,119,961	850,702			497,074	455,567			4,123,864	4,360,799	3,586,136	3,230,493	4,597,938	4,258,826	14,340,888	13,576,088	4.54	4.50	44.77	46.70
2	SOLIDARITY-First Insurance	780,606	942,470	2,676,867	1,993,682	386,798	306,311	347,685	554,893			5,393,287	4,896,096	6,873,544	6,150,785	1,231,522	650,141	17,690,309	15,494,378	5.60	5.13	55.23	53.30
	Total Takaful Insurance /Branch	1,196,521	1,362,171	3,796,828	2,844,384	386,798	306,311	844,759	1,010,460	0	0	9,517,151	9,256,895	10,459,680	9,381,278	5,829,460	4,908,967	32,031,197	29,070,466	10.14	9.63	100.00	100.00
	Total Market Business/Branch	9,736,439	11,454,752	35,897,829	33,069,378	3,047,591	3,375,332	5,968,405	5,173,378	604,117	489,057	118,533,715	114,511,621	100,340,203	97,994,319	41,647,118	35,820,379	315,775,417	301,888,216				

Paid Claims

No.	Companies	Paid Claims / Insurance Branch																Total Company's paid claims		% Company's Market paid claims Share		% Company's Takaful Paid Claims Share	
		Marine & Aviation Insurance		Fire Insurance		Liability Insurance		Other Branches		Credit Insurance		Motor Insurance		Medical Insurance		Life Assurance							
		2017	2016	2017	2016	2017	2016	2017	2016	2017	2016	2017	2016	2017	2016	2017	2016	2017	2016	2017	2016	2017	2016
1	Islamic Insurance	12,026	44,277	356,740	3,283,639		0	67,125	25,378			4,260,344	4,517,355	3,162,562	2,033,176	845,399	1,662,034	8,704,196	11,565,859	3.80	4.98	40.65	52.62
2	SOLIDARITY-First Insurance *	378,424	154,126	152,244	1,465,633	25,814	49,402	1,171,474	19,493			4,889,672	4,408,736	5,171,717	4,026,251	920,519	289,212	12,709,864	10,412,853	5.55	4.48	59.35	47.38
	Total Takaful Paid Claims /Branch	390,450	198,403	508,984	4,749,272	25,814	49,402	1,238,599	44,871	0	0	9,150,016	8,926,091	8,334,279	6,059,427	1,765,918	1,951,246	21,414,060	21,978,712	9.36	9.46	100.00	100.00
	Total Market Paid Claims/Branch	2,313,431	2,202,522	14,853,424	33,198,627	413,353	502,049	1,914,629	551,024	796,549	1,046,325	108,595,082	102,928,881	79,261,247	73,669,012	20,690,459	18,170,427	228,838,174	232,268,867				

Table (18)

**Takaful Insurance Business (Profit (Loss)) Allocated to Insurance Branches
& Takaful Share of Total Business for the years 1/1/2017-30/6/2017 Compared with 30/6/2016 JD**

Profit (Loss)

No.	Companies	profit (Loss) / Insurance Branch																% Company's Profit (Loss)	% Company's Share of Total Market Profit (Loss)		% Company's Share of Total Takaful Profit (Loss)		
		Marine & Aviation Insurance		Fire Insurance		Liability Insurance		Other Branches		Credit Insurance		Motor Insurance		Medical Insurance		Life Assurance			2017	2016	2017	2016	
		2017	2016	2017	2016	2017	2016	2017	2016	2017	2016	2017	2016	2017	2016								
1	Islamic Insurance	165,779	200,978	129,116	138,293			126,680	112,442	0	588,415-	706,452-	682,495-	262,556-	776,299	905,432	73,036-	388,137	2.63-	1.90	33.64	65.38	
2	SOLIDARITY-First Insurance	116,330	179,034	102,275	35,334	45,831	31,715	7,224	52,571	0	125,090-	323,124-	201,624-	41,982-	88,996-	38,126	144,050-	205,509	5.18-	1.01	66.36	34.62	
Total Takaful Profit (Loss) / Branch		282,109	380,012	231,391	173,627	45,831	31,715	133,904	165,013	0	0	713,505-	1,029,576-	884,119-	304,538-	687,303	943,558	217,086-	593,646	7.81-	2.91	100.00	100.00
Total Market Profit (Loss) / Branch		2,367,571	2,786,860	2,274,248	3,038,304	478,587	391,535	1,419,691	1,257,681	294,785	172,184	4,007,106	4,843,848	12,616,228-	4,315,673	4,553,950	3,625,079	2,779,710	20,431,164				

Table (19)
Sum Insured at (22) Insurance Companies for Property Insurances
As in 30/6/2017 Compared with 30/6/2016 JD

No.	Companies	Property Insurances							
		Motor Insurance		Marine Insurance		Aviation Insurance		Fire & Other Property Damages Insurance	
		2017	2016	2017	2016	2017	2016	2017	2016
1	Jordan Insurance	252,523,982	270,503,111	854,228,608	310,210,671			549,428,268	497,818,539
2	Middle East Insurance	153,201,006	145,780,091	1,568,147,403	1,670,890,787	100,000,000	100,000,000	123,992,442	342,521,148
3	National Insurance	109,926,889	78,864,564	424,072,004	403,514,343			623,435,211	1,108,718,866
4	United Insurance	15,040,540	17,298,083	175,607,328	187,185,233		863,360	704,484,969	500,528,054
5	Al Manara Insurance	44,076,235	32,499,900	102,044,127	64,428,515		426,000,000	394,826,110	396,770,147
6	Arabia Insurance-Jordan	113,238,953	76,940,744	244,334,896	254,771,013			1,050,999,409	1,031,657,731
7	Jerusalem Insurance	120,158,588	112,436,814	608,658,496	232,639,991		4,260,000	941,243,689	739,481,042
8	Al-Nisr Al-Arabi Insurance			209,394	198,897			1,155,743	1,210,009
9	Jordan French Insurance	219,124,592	227,787,854	135,257,837	127,088,233	290,672,000	184,100,000	517,472,330	567,524,174
10	Arab Union International Ins.	55,395,440	84,207,949	18,333,689	69,118,083			33,755,845	73,387,594
11	Delta Insurance	36,702,435	38,130,943	143,813,190	145,540,465			461,894,608	460,761,969
12	Jordan Emirates Insurance	111,793,108	135,079,556	10,150,088	24,955,493			113,360,451	340,965,983
13	Holy Land Insurance	113,859,308	107,992,054	1,930,900	2,505,856			71,200,862	81,222,513
14	Arab Life & Accidents Ins.	99,460,229	92,915,793	595,570,994	645,425,976			394,141,494	461,365,903
15	Philadelphia Insurance	12,283,300	16,883,950	2,387,814	4,352,449			26,482,718	30,252,629
16	MetLife Alico								
17	Jordan International Ins. (Newton)			1,538,855,500	1,082,325,593	4,423,300	3,826,900	1,346,441,883	1,135,642,568
18	Euro Arab Insurance Group	118,802,932	114,426,923	229,020,748	270,333,676			725,948,703	569,769,407
19	Islamic Insurance	61,060,445	61,532,586	195,689,619	187,969,917			1,662,702,740	907,690,919
20	Arab Assurers	119,926,490	97,457,461	60,685,279	132,523,440			302,254,440	309,040,682
21	Arab Jordanian Ins. Group*		64,762,665		168,093,167				264,763,385
22	Arab Orient Insurance (gig)	479,863,255	358,505,165	518,105,681	1,848,336,465		127,800,000	1,718,528,070	1,812,155,536
23	MEDGULF Insurance	134,778,861	112,366,795	165,613,980	269,451,982			689,169,412	545,829,424
24	SOLIDARITY-First Insurance	85,332,513	83,643,771	690,500,786	743,456,674	776,000,000	1,031,050,000	1,136,924,982	1,373,970,429
	Total	2,456,549,101	2,330,016,772	8,283,218,361	8,845,316,919	1,171,095,300	1,877,900,260	13,589,844,379	13,553,048,651

* The figures of sum insured are not available.

Table (19)
Sum Insured at(22) Insurance Companies for Property Insurances
As in 30/6/2017 Compared with 30/6/2016 JD

No.	Companies	Property Insurances											
		General Insurances		Engineering Insurance		Credit Insurance		Fidelity & Cash Insurances		All Risks Insurance		Total	
		2017	2016	2017	2016	2017	2016	2017	2016	2017	2016	2017	2016
1	Jordan Insurance	153,093,796	30,404,588	1,376,049,378	34,031,650			16,045,180	21,790,648	7,686,054,019	6,154,159,716	10,887,423,231	7,318,918,923
2	Middle East Insurance	270,845,288	401,342,750	1,192,537,183	542,845,895			14,011,780	14,834,261	2,524,390,065	2,643,776,849	5,947,125,167	5,861,991,781
3	National Insurance	140,000	140,000	7,353,417	21,561,451			5,094,150	8,962,170	935,643,933	1,456,009,139	2,105,665,604	3,077,770,533
4	United Insurance	23,588,799	13,201,800	79,690,025	67,460,076			76,962,478	41,827,583	797,242,620	467,432,511	1,872,616,759	1,295,796,700
5	Al Manara Insurance	110,704,000	20,549,000	85,227,337	77,029,583			6,362,720	12,351,498	402,419,123	348,452,248	1,145,659,652	1,378,080,891
6	Arabia Insurance-Jordan	4,781,947	3,303,066	95,775,946	63,924,890	48,370,238	48,174,096	206,421,320	122,551,300			1,763,922,709	1,601,322,840
7	Jerusalem Insurance	70,839,950	68,050,000	170,842,845	30,904,935			10,952,507	3,816,090			1,922,696,075	1,191,588,872
8	Al-Nisr Al-Arabi Insurance	3,131	5,718					48,125	60,900			1,416,393	1,475,524
9	Jordan French Insurance	84,280,621	80,657,155	285,831,191	113,299,876	3,194,558	1,592,267	2,325,677	1,501,029	147,682,598		1,685,841,404	1,303,550,588
10	Arab Union International Ins.	10,161,500	3,844,000	1,335,810	21,133,490			403,000	1,232,675			119,385,284	252,923,791
11	Delta Insurance	310,700	310,000	54,488,119	42,130,076	2,128,406	2,011,681	10,217,550	6,275,505			709,555,008	695,160,639
12	Jordan Emirates Insurance	41,580,695	43,653,320	22,769,997	28,557,487			3,386,220	1,284,600	17,422,857	55,218,906	320,463,416	629,715,345
13	Holy Land Insurance	6,000	10,000	111,012,712	71,871,053			135,000	635,000			298,144,782	264,236,476
14	Arab Life & Accidents Ins.	30,794,247	32,478,621	219,435,008	2,969,598			12,094,388	9,487,456			1,351,496,360	1,244,643,347
15	Philadelphia Insurance			5,985,480	1,221,212			10,000	210,000			47,149,312	52,920,240
16	MetLife Alico											0	0
17	Jordan International Ins. (Newton)	80,170,000	66,452,200	209,679,465	214,813,646			214,307,582	149,926,153			3,393,877,730	2,652,987,060
18	Euro Arab Insurance Group	8,906,642	92,701,162	54,587,692	47,023,835							1,137,266,717	1,094,255,003
19	Islamic Insurance			49,828,935	41,732,296			378,395,355	208,212,760	31,240,000	31,240,000	2,378,917,094	1,438,378,478
20	Arab Assurers	775,500	135,500	46,212,937	40,030,026			58,156,000	45,824,660			588,010,646	625,011,769
21	Arab Jordanian Ins. Group*		8,997,718		177,967,772				63,795,665		150,679,689	0	899,060,061
22	Arab Orient Insurance (gig)	513,141,455	473,125,446	316,264,360	148,842,527			531,244,038	572,134,962	3,868,991,526	2,635,860,922	7,946,138,385	7,976,761,023
23	MEDGULF Insurance			359,388,418	436,878,846			41,740,725	31,706,250	371,615,117	561,869,292	1,762,306,513	1,958,102,589
24	SOLIDARITY-First Insurance	248,378,847	174,293,933	286,190,558	235,179,468			198,125,052	153,001,800	739,951,078	597,296,003	4,161,403,816	4,391,892,078
	Total	1,652,503,118	1,513,655,977	5,030,486,813	2,461,409,688	53,693,202	51,778,044	1,786,438,847	1,471,422,965	17,522,652,936	15,101,995,275	51,546,482,057	47,206,544,551

* The figures of sum insured are not available.

Table (20)
Sum Insured at (22) Insurance Companies as in 30/6/2017 Compared with 30/6/2016
Life & Personal Accidents Insurances JD

No.	Companies	Life Assurance		Personal Accidents Insurances		Workmen Compensation		Travel Insurance		Civil Liability Insurance		Total	
		2017	2016	2017	2016	2017	2016	2017	2016	2017	2016	2017	2016
1	Jordan Insurance	5,607,856,302	5,015,464,789	279,959,300	20,256	1,201,581	4,339,893			310,634,414	286,552,310	6,199,651,597	5,306,377,248
2	Middle East Insurance	1,216,622,940	1,293,570,412	57,361,605	57,570,360	442,991	1,277,182			308,452,762	97,340,564	1,582,880,298	1,449,758,518
3	National Insurance	279,086,184	206,099,498	47,861,000	153,684,454	112,490	182,740			3,054,050	28,715,340	330,113,724	388,682,032
4	United Insurance	282,379,323	564,403,029	10,302,281	1,434,154	4,644,990	810,835			23,119,100	14,798,000	320,445,694	581,446,018
5	Al Manara Insurance*			244,000	417,000	1,662,635	1,213,269			375,928,237	351,021,650	377,834,872	352,651,919
6	Arabia Insurance-Jordan	681,738,020	759,159,991	14,215,000	11,800,000	1,768,202	1,283,093			70,271,585	21,100,585	767,992,807	793,343,669
7	Jerusalem Insurance	21,788,163	27,416,183	10,787,000	5,147,000	694,960	396,000			80,793,111	53,504,500	114,063,234	86,463,683
8	Al-Nisr Al-Arabi Insurance	8,990,272	8,201,465	91,147	109,892	29,483	36,019			260,967	307,941	9,371,869	8,655,317
9	Jordan French Insurance	422,606,199	443,219,750	4,747,000	30,790	922,134	532,093			9,118,000	5,120,500	437,393,333	448,903,133
10	Arab Union International Ins.*				940,000	34,835	99,500			752,500	2,472,500	787,335	3,512,000
11	Delta Insurance	23,030,679	23,039,990	4,624,000	10,902,500	4,246,094	5,372,166	43,226,000	35,207,000	53,561,570	39,528,662	128,688,343	114,050,318
12	Jordan Emirates Insurance*											0	0
13	Holy Land Insurance*			1,600,000	5,557,000	854,468	1,864,490			1,318,000	559,000	3,772,468	7,980,490
14	Arab Life & Accidents Ins.	269,233,207	292,148,623	6,454,997	6,343,649			41,595,895	31,883,805	7,034,000	9,288,395	324,318,099	339,664,472
15	Philadelphia Insurance *			320,000	660,908	163,800	175,000			567,000	217,928	1,050,800	1,053,836
16	MetLife Alico	994,754,030	1,277,689,855	357,383,989	395,738,845							1,352,138,019	1,673,428,700
17	Jordan International Ins. (Newton)	541,077,687	639,032,498			1,380,200	315,087			25,435,000	160,808,549	567,892,887	800,156,134
18	Euro Arab Insurance Group	575,145,387	485,880,254	33,038,081	11,375,428	855,410	12,049,529			96,590,175	90,048,700	705,629,053	599,353,911
19	Islamic Insurance	1,840,280,097	1,140,378,019	53,113,750	361,350	676,335	492,135			8,263,500	5,803,500	1,902,333,682	1,147,035,004
20	Arab Assurers**			8,465,000	2,260,000	3,335,975	1,470,760			20,457,600	7,263,300	32,258,575	10,994,060
21	Arab Jordanian Ins. Group		153,388,624		3,061,843		3,231,116				10,612,500	0	170,294,083
22	Arab Orient Insurance*			1,000,098,735	819,570,747	5,368,890	804,290			175,430,001	134,806,360	1,180,897,626	955,181,397
23	MEDGULF Insurance*			36,650,300	20,523,700	544,300	574,450			30,201,183	26,817,800	67,395,783	47,915,950
24	SOLIDARITY-First Insurance	938,050,722	673,981,913	34,879,401	93,838,620	388,798	1,058,449			197,810,366	111,657,588	1,171,129,287	880,536,570
	Total	13,702,639,212	13,003,074,893	1,962,196,586	1,601,348,496	29,328,571	37,578,096	84,821,895	67,090,805	1,799,053,121	1,458,346,172	17,578,039,385	16,167,438,462

* The Company doesn't practice life Assurance

** The company asked to revoke their life Assurance license

Table (21)
Total Premiums, Paid Calims, Net Profit (Loss) and Net Technical profit (Loss) as in 30/6/2017 compared with 30/6/2016
Total Share holder's equity and Paid Up Capital as in 30/6/2017 compared with 31/12/2016 JD

Tbl. 1-2

No.	Companies	Total Premiums		Total Paid Claims		Net Profit (Loss)		Net Technical Profit (Loss)		Total share holder's equity		Paid Up Capital	
		2017	2016	2017	2016	2017	2016	2017	2016	2017	2016	2017	2016
1	Jordan Insurance	34,367,674	31,329,412	22,854,061	23,385,877	24,949	1,596,268	1,241,050	2,492,831	36,498,526	34,635,275	30,000,000	30,000,000
2	Middle East Insurance	21,296,503	19,723,628	9,955,429	19,633,931	1,703,871	5,157,678	1,849,052	1,521,733	15,297,806	13,961,457	4,000,000	4,000,000
3	National Insurance	11,445,925	10,551,424	7,835,228	9,058,863	883,783	546,641	517,360	482,945	41,330,510	42,183,873	21,000,000	21,000,000
4	United Insurance	10,393,343	12,008,256	7,558,601	7,336,261	603,851	1,352,979	805,312	1,311,653	10,205,668	10,299,641	8,000,000	8,000,000
5	Al Manara Insurance	5,406,095	4,550,473	4,472,873	6,895,759	573,313-	97,341	192,440-	142,744	13,369,472	13,673,329	8,000,000	8,000,000
6	Arabia Insurance - Jordan	9,840,235	8,507,967	7,734,462	7,231,586	435,060	560,250	513,973	708,981	4,432,043	5,017,831	5,000,000	7,000,000
7	Jerusalem Insurance	8,978,832	7,824,443	6,303,020	6,763,021	578,352	475,460	359,574	231,143	10,543,399	10,757,516	8,000,000	8,000,000
8	Al-Nisr Al-Arabi Insurance	17,133,631	16,945,466	7,846,816	8,589,518	1,085,315	1,335,845	1,226,279	1,316,149	13,382,619	13,444,304	8,000,000	8,000,000
9	Jordan French Insurance	13,187,861	11,279,834	9,661,210	11,415,298	784,919	714,577	1,265,719	1,221,615	19,903,990	20,757,069	10,000,000	10,000,000
10	Arab Union International Ins.	3,854,299	6,002,845	4,456,452	4,108,659	70,770-	283,081-	112,520	186,557-	8,977,491	8,319,969	9,100,000	9,100,000
11	Delta Insurance	5,556,054	6,044,963	5,980,466	5,550,785	28,086	392,011	24,071-	437,104	9,863,698	10,620,095	8,000,000	8,000,000
12	Jordan Emirates Insurance	4,911,050	5,639,080	4,016,416	4,734,948	865,469-	575,035-	707,635-	261,542-	965,332	1,830,801	4,000,000	4,000,000
13	Holy Land Insurance	5,549,054	3,515,383	4,718,087	3,430,880	80,256	242,634	236,708	473,676	2,452,383	2,378,080	5,000,000	10,000,000
14	Arab Life & Accidents Ins.	8,886,117	9,960,360	5,909,322	6,795,980	177,929	374,453	680,904	728,826	4,664,368	4,411,465	4,000,000	4,000,000
15	Philadelphia Insurance	3,416,974	3,633,431	2,810,510	3,323,801	263,538	70,156	316,417	91,315	9,280,441	9,165,754	8,000,000	8,000,000
16	MetLife Alico	11,924,886	10,507,139	4,930,556	4,543,029	1,876,851	1,285,557	2,269,746	951,864	5,458,657	3,529,430	6,000,000	4,000,000
17	Jordan International Ins. (Newton)	9,832,256	9,489,556	11,769,334	8,409,220	327,459	592,092	65,716-	338,998	5,032,302	4,462,625	9,215,909	9,215,909
18	Euro Arab Insurance Group	10,648,709	10,278,132	9,098,371	8,896,642	427,254	289,851	408,191	242,037	10,303,951	10,476,697	8,000,000	8,000,000
19	Islamic Insurance	14,340,888	13,576,088	8,704,196	11,565,859	1,470,949	1,115,276	73,036-	388,137	20,082,767	18,478,993	15,000,000	12,000,000
20	Arab Assurers	6,872,830	6,085,055	5,109,768	5,601,853	566,173	281,406	646,366	358,184	24,356,099	25,116,975	18,150,000	18,150,000
21	Arab Jordanian Ins. Group	7,679,017	7,478,533	5,970,302	4,790,729	723,865	548,371	1,056,155	895,098	6,709,745	5,985,880	9,500,000	9,500,000
22	Arab Orient Insurance(gig)	62,544,651	62,020,758	49,737,157	42,267,242	7,905,745-	3,768,708	9,240,450-	6,525,597	25,905,025	33,810,770	21,438,252	21,438,252
23	MEDGULF Insurance	10,018,224	9,441,612	8,695,673	7,526,273	292,200-	50,576	278,218-	186,876-	6,894,719	7,199,885	10,000,000	10,000,000
24	SOLIDARITY-First Insurance	17,690,309	15,494,378	12,709,864	10,412,853	636,896	434,809	144,050-	28,326-	31,541,662	31,405,621	28,000,000	28,000,000
	Total	315,775,417	301,888,216	228,838,174	232,268,867	2,971,859	20,424,823	2,779,710	20,197,329	337,452,673	341,923,335	265,404,161	267,404,161

Table (21)
Total Premiums, Paid Calims, Net Profit (Loss) and Net Technical profit (Loss)
Total Share holder's Equity and Paid Up Capital as in 30/6/2017 with 30/6/2016

Tbl. 2-2

No.	Companies	Total Premiums		Net Technical Profit (Loss)		Net Technical Profit / Premiums	
		2017	2016	2017	2016	2017	2016
1	Jordan Insurance	34,367,674	31,329,412	1,241,050	2,492,831	0.04%	0.08%
2	Middle East Insurance	21,296,503	19,723,628	1,849,052	1,521,733	0.09%	0.08%
3	National Insurance	11,445,925	10,551,424	517,360	482,945	0.05%	0.05%
4	United Insurance	10,393,343	12,008,256	805,312	1,311,653	0.08%	0.11%
5	Al Manara Insurance	5,406,095	4,550,473	192,440-	142,744	0.04%-	0.03%
6	Arabia Insurance - Jordan	9,840,235	8,507,967	513,973	708,981	0.05%	0.08%
7	Jerusalem Insurance	8,978,832	7,824,443	359,574	231,143	0.04%	0.03%
8	Al-Nisr Al-Arabi Insurance	17,133,631	16,945,466	1,226,279	1,316,149	0.07%	0.08%
9	Jordan French Insurance	13,187,861	11,279,834	1,265,719	1,221,615	0.10%	0.11%
10	Arab Union International Ins.	3,854,299	6,002,845	112,520	186,557-	0.03%	0.03%-
11	Delta Insurance	5,556,054	6,044,963	24,071-	437,104	0.00%	0.07%
12	Jordan Emirates Insurance	4,911,050	5,639,080	707,635-	261,542-	0.14%-	0.05%-
13	Holy Land Insurance	5,549,054	3,515,383	236,708	473,676	0.04%	0.13%
14	Arab Life & Accidents Ins.	8,886,117	9,960,360	680,904	728,826	0.08%	0.07%
15	Philadelphia Insurance	3,416,974	3,633,431	316,417	91,315	0.09%	0.03%
16	MetLife Alico	11,924,886	10,507,139	2,269,746	951,864	0.19%	0.09%
17	Jordan International Ins. (Newton)	9,832,256	9,489,556	65,716-	338,998	0.01%-	0.04%
18	Euro Arab Insurance Group	10,648,709	10,278,132	408,191	242,037	0.04%	0.02%
19	Islamic Insurance	14,340,888	13,576,088	73,036-	388,137	0.01%-	0.03%
20	Arab Assurers	6,872,830	6,085,055	646,366	358,184	0.09%	0.06%
21	Arab Jordanian Ins. Group	7,679,017	7,478,533	1,056,155	895,098	0.14%	0.12%
22	Arab Orient Insurance (gig)	62,544,651	62,020,758	9,240,450-	6,525,597	0.15%-	0.11%
23	MEDGULF Insurance	10,018,224	9,441,612	278,218-	186,876-	0.03%-	0.02%-
24	SOLIDARITY-First Insurance	17,690,309	15,494,378	-144,050	28,326-	0.01%-	0.00%
	Total	315,775,417	301,888,216	2,779,710	20,197,329	0.01%	0.07%

Tel.: (06) 5689266

Fax: (06) 5689510

Mobile: (07) 96706633

P.O. Box 1990 Amman 11118 Jordan

E-mail: info@JIF.jo

Website: www.JIF.jo